



OAXACA DE JUÁREZ
GOBIERNO DEL ESTADO DE OAXACA

MUNICIPIO DE OAXACA DE JUÁREZ DISTRITO CENTRO, OAX.
BALANZA DE COMPROBACIÓN ÚLTIMO NIVEL
AL 31 DE DICIEMBRE DEL 2018
(EN PESOS)



OAXACA
GOBIERNO DEL ESTADO DE OAXACA

2019-2021

DICIEMBRE CERRADO.

CUENTA	CONCEPTO	SALDO INICIAL DEUDOR	SALDO INICIAL ACREEDOR	CARGOS	ABONOS	SALDO FINAL DEUDOR	SALDO FINAL ACREEDOR
1111100001	1112 BANCOS/ITESORERIA	33,013,000.53	1,820,115.74	49,845,980.35	49,875,098.08	1,486,491.18	22,278.60
1112100265	BANORTE-SALDO-RAMO 28 RR-0461280265-16128	3,861.08	0.00	10,745,441.05	11,447,163.03	0.00	0.00
1112100481	BANORTE-SALDO-RECURSOS PROP-0491360481-	701,721.98	0.00	315.96	1,871,007.62	0.00	0.00
1112100611	BANCOMER-SALDO-FISM-0188770611-12533	1,870,691.66	0.00	10,643,226.01	10,043,200.26	24.73	0.00
1112101179	CITIBANAMEX-SALDO-INGRES FISCALES-141179-1128	0.00	0.00	76,517,960.00	76,517,960.00	0.00	0.00
1112101374	SCOTIABANK-SALDO-ING FISCALES-20238173-112	9,593.68	0.00	6.00	9,593.68	0.00	0.00
1112101765	CITIBANAMEX-SALDO-FORTASEG COP-701324624-15-11	263.78	0.00	0.00	0.00	263.78	0.00
1112102419	CITIBANAMEX-SALDO-FORTASEG COP-701324624-15-11	0.00	0.00	3,771,401.05	3,771,401.05	0.00	0.00
1112102679	BANAMEX-SALDO-INVERSION R28-2342679-17128	544.11	0.00	654,764.03	655,308.14	0.00	0.00
1112103220	BANORTE-SALDO-RECURSOS PROP-049223220-	1,030,538.07	0.00	7,800,624.38	8,931,162.45	0.00	0.00
1112103433	INTERAC-SALDO-INGRES FISCALES 2017-300223433-	7,276,375.82	0.00	62,841,549.16	70,117,924.98	0.00	0.00
1112104190	BANSI-SALDO-INGRES FISCALES-0098884190-1128	0.00	0.00	99,838,344.62	98,838,344.62	0.00	0.00
1112104718	BANORTE-SALDO-INGRES FISC-472294718-17128	6,153,962.96	0.00	4,739,949.60	10,953,932.26	0.00	0.00
1112104727	BANORTE-SALDO-FISM-0213218337-14533	14,560,356.38	0.00	9,621,482.01	24,880,319.25	0.00	0.00
1112105268	BANORTE-SALDO-INGRES FISCALES-0364658611-1528	475,189.78	0.00	342.66	475,532.44	0.00	0.00
1112105563	BANAMEX-SALDO-INGRES FISCALES-70094405866-1	15,597.43	0.00	19,376,277.78	19,391,875.21	0.00	0.00
1112105851	BANORTE-SALDO-SERV PERSONALES-0364658611-1528	0.00	0.00	862,293,521.31	860,829,024.24	1,464,497.07	0.00
1112106093	BANORTE-SALDO-PREST ECONOMICAS-0499157284-112	0.00	0.00	3,312,778.82	3,312,776.72	2.10	0.00
1112108237	BANORTE-SALDO-FISM-0213218337-14533	0.00	0.00	3.00	1.00	0.00	0.00
1112108284	HSEC-SALDO-INGRES FISCALES-0368678384-15128	23,762.40	0.00	0.00	23,762.40	0.00	0.00
1112108348	HSEC-SALDO-INGRES FISCALES-0368678384-15128	51,494.16	0.00	0.00	51,494.16	0.00	0.00
1112108548	BANORTE-SALDO-RAMO 28 GTO OPER-0593928093-15	0.00	0.00	1,219,351,745.00	1,219,351,745.00	0.00	0.00
1112108548	BANORTE-SALDO-RAMO 28 GTO OPER-0593928093-15	0.00	0.00	6,928,146,671.44	6,928,145,660.02	1,411.42	0.00
1112108548	BANORTE-SALDO-RAMO 28 GTO OPER-0593928093-15	0.00	0.00	216,339,127.90	216,319,566.96	19,540.94	0.00
1112109101	HSBC-SALDO-INGRES FISCALES-4060309101-17128	0.01	0.00	0.01	0.02	0.00	0.00
1112109268	SANTANDER-SALDO-REC PROP-65506019268-17528	451,476.55	0.00	117,844.71	569,321.26	0.00	0.00
1112109539	BANORTE-PRINCIPAL-INGRESOS PROP-0109959539-1	0.00	0.00	1,272,147.99	1,272,147.99	0.00	0.00
1112200481	BANORTE-INGRESOS-RECURSOS PROP-0491360481-	0.00	0.00	21,505,582.61	21,505,692.61	0.00	0.00
1112200611	BANCOMER-INGRESOS-ING FISCALES-0103560822-1	0.00	0.00	2,630,757.68	2,630,757.68	0.00	0.00
1112200922	BANCOMER-INGRESOS-ING FISCALES-0103560822-1	0.00	0.00	16,670,569.30	16,670,569.30	0.00	0.00
1112201174	CITIBANAMEX-INGRES FISCALES-151741-112	0.00	0.00	183,444,015.48	183,444,015.48	0.00	0.00
1112202419	CITIBANAMEX-INGRES FISCALES-151741-112	0.00	0.00	7,550,841.44	7,550,841.44	0.00	0.00
1112202679	BANAMEX-INGRESO-INVERSION R28-2342679-17128	0.00	0.00	1,831,052.47	1,831,052.47	0.00	0.00
1112203220	BANORTE-INGRESOS-RECURSOS PROP-049223220-	0.00	0.00	15,874,586.83	15,874,586.83	0.00	0.00
1112203433	INTERAC-INGRES FISCALES 2017-300223433-	0.00	0.00	287,946,043.28	287,946,043.28	0.00	0.00
1112204190	BANSI-INGRESO-INGRES FISCALES 2017-300223433-	0.00	0.00	238,456,870.95	238,456,870.95	0.00	0.00
1112204718	BANORTE-INGRESO-INGRES FISCALES-0098884190-11	0.00	0.00	30,353,552.69	30,353,552.69	0.00	0.00
1112204727	BANORTE-INGRESO-FISM-0213218337-14533	0.00	0.00	19,306,700.59	19,306,700.59	0.00	0.00
1112205207	HSEC-INGRESO-R33FII-4053945307-253313	0.00	0.00	5.02	65.00	0.00	0.00
1112205563	BANORTE-INGRESO-INGRES FISCALES-041614663-15128	0.00	0.00	991,860.00	991,860.00	0.00	0.00
1112205851	BANORTE-INGRESO-INGRES FISCALES-041614663-15128	0.00	0.00	47,028,562.35	47,028,562.35	0.00	0.00
1112205961	BANAMEX-INGRESO-INGRES FISCALES-70094405866-	0.00	0.00	1,897,148,611.47	1,897,148,611.47	0.00	0.00
1112208093	BANORTE-INGR-SERVICIOS PERSON-0364658611-1528	0.00	0.00	7,227,436.24	7,227,436.24	0.00	0.00
1112208093	BANORTE-INGR-RAMO 28 GTO OPER-0593928093-152	0.00	0.00	2.00	2.00	0.00	0.00




OAXACA DE JUÁREZ
MUNICIPIO DE JUÁREZ
2019-2021

MUNICIPIO DE OAXACA DE JUÁREZ DISTRITO CENTRO, OAX.
BALANZA DE COMPROBACIÓN ÚLTIMO NIVEL
AL 31 DE DICIEMBRE DEL 2018
(EN PESOS)



DICIEMBRE CERRADO.	CUENTA	CONCEPTO	SALDO INICIAL DEUDOR	SALDO INICIAL ACREEDOR	CARGOS	ABONOS	SALDO FINAL DEUDOR	SALDO FINAL ACREEDOR
1112208337	BANORTE-INGRESO-FISC-0213218337-14533		0.00	0.00	62.72	62.72	0.00	0.00
1112208390	BANORTE-INGRE-INGRES FISIC 2018-0364658590-112		0.00	0.00	2,660,194,245.71	2,660,194,245.71	0.00	0.00
1112208845	BANORTE-INGRESO-RAMO 28 2018-0364658590-5280		0.00	0.00	15,508,147,377.87	15,508,147,377.87	0.00	0.00
1112209058	BANORTE-INGRESO-FISC-0213218337-14533		0.00	0.00	480,151,680.81	480,151,680.81	0.00	0.00
1112209268	SANTANDER-INGRESO-FISC-PROP-655060192668-17528		0.00	0.00	235,680.81	235,680.81	0.00	0.00
1112209539	BANCOMER-INGRESO-INGRESOS PROP-010955939-171		0.00	0.00	2,461,543.18	2,461,543.18	0.00	0.00
1112300265	BANORTE-EGRESO-RAMO 28 RP-0461280265-16128		0.00	0.00	17,374.86	17,374.86	0.00	0.00
1112300481	BANORTE-EGRESO-RECURSOS PROP-0491350481-		0.00	0.00	22,958,502.59	22,958,502.59	0.00	0.00
1112300611	BANCOMER-EGRESO-FISC-0188770611-12533		0.00	48,580.80	3,790,586.04	3,742,015.24	0.00	0.00
1112301179	CITIBANAMEX-EGRE-INGRES FISCALES-1411179-1128		0.00	0.00	20,160,272.08	20,160,272.08	0.00	0.00
1112301718	CITIBANAMEX-EGRE-INGRES FISCALES-5202981734-171		0.00	0.00	155,370,184.10	155,370,184.10	0.00	0.00
111230174	SCOTIABANK-EGRESO-INGRES FISCALES-020174-171		0.00	0.00	7,153.36	7,153.36	0.00	0.00
1112302078	BANAMEX-EGRESO-INVERSIONES-02078-17128		0.00	0.00	1,044,137.04	1,044,137.04	0.00	0.00
1112302918	BANAMEX-EGRESO-INVERSIONES-02918-17128		0.00	0.00	1,044,137.04	1,044,137.04	0.00	0.00
1112303020	BANORTE-EGRESO-RECURSOS PROP-0492232020-		0.00	21,142.06	30,610,279.08	30,589,137.02	0.00	0.00
1112303433	INTERAC-EGRESO-INGRESOS FISCALES 2017-300223433-		0.00	0.00	140,537,449.98	140,537,449.98	0.00	0.00
1112304190	BANSI-EGRESO-INGRESOS FISCALES-0098884190-112		0.00	0.00	187,680,436.40	187,680,436.40	0.00	0.00
1112304718	BANORTE-EGRE-INGRES FISIC-472294718-17128		0.00	0.00	21,907,905.27	21,907,905.27	0.00	0.00
1112304727	BANORTE-EGRESO-FMP-FPM-047234727-17128		1,686,000.31	0.00	90,587,433.44	88,501,423.13	0.00	0.00
1112305307	HSSC-SALDO-R33-FIIL-405945307-2533313-5653-16128		0.00	0.00	580,670.56	580,670.56	0.00	0.00
1112305356	BANORTE-EGRESO-INGRESOS FISCALES-70094405356-		0.00	64,310.00	31,248,025.02	31,248,025.02	0.00	0.00
1112305566	BANORTE-EGRE-SERVICIOS PERSONA-0364556611-1528		0.00	0.00	1,900,780,609.70	1,900,780,609.70	2,600.00	0.00
1112305894	BANORTE-EGRESO-EGRESO-0495157294-1128		0.00	0.00	7,687,515.70	7,687,515.70	0.00	0.00
1112308093	BANORTE-EGRESO-RAMO 28 GTOS OPER-059328093-15		0.00	0.00	2.00	2.00	0.00	0.00
1112308337	BANORTE-EGRESO-FISC-0213218337-14533		0.00	0.00	47,554.22	47,554.22	0.00	0.00
1112308384	HSBC-EGRESO-INGRESOS FISCALES-065678384-1612		0.00	0.00	102,898.32	102,898.32	0.00	0.00
1112308590	BANORTE-EGRE-INGRES FISIC 2018-0364658590-1128		0.00	0.00	2,526,210,594.99	2,526,210,594.99	0.00	0.00
1112308848	BANORTE-EGRESO-RAMO 28 2018-0364658590-5280		0.00	0.00	13,228,816,416.27	13,228,816,416.27	0.00	0.00
1112309258	SANTANDER-EGRES-FISC PROP-655060192668-17528		0.00	0.00	480,151,680.81	480,151,680.81	0.00	19,476.60
1112309539	BANCOMER-EGRESO-INGRESOS PROP-010955939-171		0.00	0.00	2,534,768.74	2,534,768.74	0.00	0.00
1112309539	1114 INVERSIONES TEMPORALES(HASTA 3 MESES)		0.00	0.00	12,947,560,535.67	12,985,531,971.45	0.00	0.00
1114301574	BANAMEX-INVERSION 2018-ING FISIC-70132251574		41,961,435.78	0.00	106,837,372.65	105,837,372.65	0.00	0.00
1114302679	BANAMEX-INVERSION 2017-RAMO 28-2342679		0.00	0.00	27,775,302.37	27,775,302.37	0.00	0.00
1114303188	SANTANDER-INVER-RG23 FORT FINAN-65505823188-1		41,961,435.78	0.00	42,961,435.78	64,922,871.56	0.00	0.00
1114308590	BANORTE-INGRESO FISCALES 2018 INVERSION-07443		0.00	0.00	1,695,203,091.78	1,695,203,091.78	0.00	0.00
1114308648	BANORTE-RAMO 28 2018 INVERSION-0364658648		0.00	0.00	11,074,782,533.09	11,074,782,533.09	0.00	0.00
1115101124	1115 FONDOS CON AFECTACION ESPECIFICA		144,488,620.48	16,764,319.27	2,660,995,366.13	2,744,884,280.18	42,878,819.21	33,412.06
1115101154	BANORTE-INGRESO-FISC-0213218337-14533		112,130.00	0.00	12,713,240.59	11,628,338.63	0.00	0.00
1115101563	BANORTE-SALDO-FALS-02650310553-16533		987,281.22	0.00	2,556.19	989,337.41	1,084,403.75	0.00
1115102057	BANORTE-PRINCIPAL-RG 23 FFF 2016-1020012057-25		15,002,080.21	0.00	41,355,931.28	5,944,267.74	35,410,925.54	0.00
1115102093	BANAMEX-PRIN-APPO CIUD MEX PATRIM-70123082093-		0.00	0.00	4,237.38	15,006,317.59	0.00	0.00
1115102137	BANCOMER-PRINCIPAL-MANOS CREAT-0110372137-175		0.00	0.00	5.23	500,054.82	0.00	0.00
1115102252	BNTE-SALDO-032922252-OAX LUG HIST CAR Y LEY-		1.00	0.00	0.00	0.00	0.00	0.00
1115102400	CITIBANAMEX-SALDO-FORTALESS-701324200-250411		0.00	0.00	18,865,516.90	18,865,516.90	0.00	0.00
1115102467	BANORTE-INGRESO-FISC-0213218337-14533		0.00	0.00	16,121,680.81	15,719,010.00	0.00	0.00
1115102682	BANORTE-PRINCIPAL-RG23 PROG REGIONAL-2342682-		916,768.97	0.00	1,586.42	917,384.85	0.00	0.00
1115103020	BANORTE-SALDO-3% NOMINA-103162862-		77,967.76	0.00	13,230.28	13,230.28	0.00	0.00
1115103198	BANAMEX-SALDO-RG23 PROY DE DESAR REG-8963020-		262,680.77	0.00	51,824,572.47	52,087,253.24	0.00	0.00
1115103365	SANTANDER-SALDO-FORTAL FINAN-65505823188-1652		7,176,396.96	0.00	342,235.08	7,518,632.04	0.00	0.00



OAXACA DE JUÁREZ
MUNICIPIO DE JUÁREZ
2019-2021

MUNICIPIO DE OAXACA DE JUÁREZ DISTRITO CENTRO, OAX.
BALANZA DE COMPROBACIÓN ÚLTIMO NIVEL
AL 31 DE DICIEMBRE DEL 2018
(EN PESOS)



DICIEMBRE CERRADO.

CUENTA	CONCEPTO	SALDO INICIAL DEUDOR	SALDO INICIAL ACREEDOR	CARGOS	ABONOS	SALDO FINAL DEUDOR	SALDO FINAL ACREEDOR
1115103603	BANAMEX-SALDO-PAICE 2017-70122573603-17548	7,000,416.03	0.00	40,736.49	7,041,152.52	0.00	0.00
1115104109	BNTE-SALDO-APOYO EXT SAN FINAN-1006094109-112	288,942.02	0.00	2,189,962.54	2,199,962.54	0.00	0.00
1115104117	BANAMEX-SALDO-70128941175-FNE 2017 EQ SARE-RA	0.00	0.00	3,345.31	3,345.31	0.00	0.00
1115104773	BANORTE-SALDO-REMANENT ANT FILI-0211504773-25	97,585,959.00	0.00	893,707.48	98,479,666.48	0.00	0.00
1115105270	BANORTE-SALDO-REMANENT ANT FILI-0211504773-25	0.00	0.00	3,407,307.48	3,410,714.88	0.00	0.00
1115105271	BANORTE-SALDO-REMANENT ANT FILI-0211504773-25	0.00	0.00	5,011,567.34	5,011,567.34	0.00	0.00
1115105280	BANORTE-SALDO-APOYO EXT SANEAMI-1006485280-11	0.00	0.00	54,265,930.13	54,265,930.13	0.00	0.00
1115105282	HSBC-SALDO-RAMO16 CONAGUA 2017-4080445382-175	0.01	0.00	0.00	0.01	0.00	0.00
1115105564	BANORTE-PRINCIPAL-PNE-0495245565-17600	591.68	0.00	0.00	591.68	0.00	0.00
1115105581	CITIBA-SALDO-R 48 MANOS POR LA CULT-3985681-25	0.00	0.00	1,052,274.09	1,052,274.09	0.00	0.00
1115105583	CITIBA-SALDO-R 48 MANOS POR LA CULT-3985681-25	0.00	0.00	1,537,947.36	1,537,947.36	0.00	0.00
1115105584	CITIBA-SALDO-R 48 MANOS POR LA CULT-3985681-25	0.00	0.00	2,485,997.04	2,485,997.04	0.00	0.00
1115105518	CITIBA-SALDO-R 48 MANOS POR LA CULT-3985681-25	0.00	0.00	1,003,018.29	1,003,018.29	0.00	0.00
1115106519	BANCOMER-PRINCIPAL-RG23 FORT FIN-0110536059-1	6,080,000.00	0.00	592.74	6,080,592.74	0.00	0.00
1115106519	BANAMEX-PRINC-PROG EMP TEMP 2017-701230365539-	5,156.28	0.00	1,140.00	6,296.28	0.00	0.00
1115107096	CITIBANAMEX-SALDO-RG23FORT FIN-70134947096-25	1,555,043.79	0.00	9,363,935.68	7,063,868.98	0.00	0.00
1115108219	BANORTE-SALDO-RAMO33 FII-0421188219-2533316	0.00	0.00	2,445.23	1,557,485.02	0.00	0.00
1115108666	BANORTE-SALDO-RAMO 33 FIV 2018-0384658666-25	439,034.14	0.00	120,583,224.99	119,995,047.52	0.00	0.00
1115109240	SANTANDER-SALDO-FORTASEC-65596019240-17504	4,508,508.77	0.00	11,107.71	4,520,144.85	0.00	0.00
1115109241	SANTANDER-SALDO-FORTASEC-65596019240-17504	0.00	0.00	661,936.35	1,303,868.85	0.00	0.00
1115109242	SANTANDER-SALDO-FORTASEC-65596019240-17504	0.00	0.00	1,303,868.85	1,303,868.85	0.00	0.00
1115109244	CITIBA-SALDO-R 48 OAX-POR LA CULT-70133919544-25	0.00	0.00	1,503,366.22	1,503,366.22	0.00	0.00
1115109244	CITIBANAMEX-SALDO-RAMO 48 CULT-70133919544-25	0.00	0.00	20.00	1,000,020.01	0.00	0.05
1115109247	HSBC-PRINCIPAL-OAX PONE COL-4060309747-17548	1,000,000.01	0.00	0.00	60.90	0.00	0.00
1115200265	BANORTE-INGRESO-RAMO 28 RP-0461280265-16128	0.00	0.00	14,607,028.00	14,607,028.00	0.00	0.00
1115201124	BANORTE-INGRESO-FNE RAMO 10- 0463341124-16510	0.00	0.00	5,783.66	5,783.66	0.00	0.00
1115201499	BANORTE-INGRESO-FALS-0286131953-15533	0.00	0.00	82,732,961.97	82,732,961.97	0.00	0.00
1115201553	BANORTE-INGRESOS-RG 23 EF 2016-1020012057-252	0.00	0.00	12,717.91	12,717.91	0.00	0.00
1115202057	BANORTE-INGRESOS-RG 23 EF 2016-1020012057-252	0.00	0.00	10,070.00	10,070.00	0.00	0.00
1115202137	BANCOMER-INGRESOS-MANOS CREAT-0110372137-1754	0.00	0.00	2,000,000.00	2,000,000.00	0.00	0.00
1115202262	BNTE-INGRE-032822252-OAX LUG HIST CAR Y LEY-	0.00	0.00	37,783,758.02	37,783,758.02	0.00	0.00
1115202400	CITIBANAMEX-INGRES-FORTASEG-70132462400-25041	0.00	0.00	322,556,668.29	322,556,668.29	0.00	0.00
1115202687	BANAMEX-INGRESO-RG23 PROG REGIONA-23422687-17	0.00	0.00	1,642.91	1,642.91	0.00	0.00
1115202687	BANORTE-SALDO-3% NOMINA-1031762682-	0.00	0.00	26,460.96	26,460.96	0.00	0.00
1115203020	BANAMEX-INGRE-RG23 PROV DE DESAR REG-8963020-	0.00	0.00	1,854.40	1,854.40	0.00	0.00
1115203198	SANTANDER-INGRESO-RAMO 10-FIN-6559523198-165	0.00	0.00	95,652,185.40	95,652,185.40	0.00	0.00
1115203198	SANTANDER-INGRESO-RAMO 10-FIN-6559523198-165	0.00	0.00	682,701.09	682,701.09	0.00	0.00
1115203198	SANTANDER-INGRESO-RAMO 10-FIN-6559523198-165	0.00	0.00	85,811.31	85,811.31	0.00	0.00
1115204109	BANAMEX-INGRESO-PAICE 2017-70122573603-17548	0.00	0.00	4,399,725.08	4,399,725.08	0.00	0.00
1115204117	BANAMEX-INGRE-70128941175-FNE 2017 EQ SARE-RA	0.00	0.00	2,690.62	2,690.62	0.00	0.00
1115204736	BANORTE-INGRESO-R33FII-0472284736-2533317	0.00	0.00	1,816,814.67	1,816,814.67	0.00	0.00
1115204773	BANORTE-INGRE-REMANENT ANT FII-1021504773-25	0.00	0.00	6,814,838.77	6,814,838.77	0.00	0.00
1115205271	BANORTE-INGRESOS-RAMO 48 CULT-1006485271-2548	0.00	0.00	10,023,134.68	10,023,134.68	0.00	0.00
1115205280	BANORTE-INGRE-APOYO EXT SANEAMI-1006485280-11	0.00	0.00	108,531,860.26	108,531,860.26	0.00	0.00
1115205581	CITIBANINGR-R 48 MANOS POR LA CULT-3985681-25	0.00	0.00	2,072,684.75	2,072,684.75	0.00	0.00
1115205581	CITIBANINGR-R 48 MANOS POR LA CULT-3985681-25	0.00	0.00	4,008,234.86	4,008,234.86	0.00	0.00
1115205518	CITIBA-INGR R 48 PINTANDO COR OAX-3985518-25	0.00	0.00	2,007,093.45	2,007,093.45	0.00	0.00
1115205619	BANCOMER-INGRESO-RG23 FORT FIN-0110536059-175	0.00	0.00	1,165.48	1,165.48	0.00	0.00
1115205619	BANAMEX-INGRE-PROG EMP TEMP 2017-701230365539-	0.00	0.00	2,280.00	2,280.00	0.00	0.00
1115207696	CITIBANAMEX-SALDO-RG23FORT FIN-70134947096-25	0.00	0.00	13,336,280.62	13,336,280.62	0.00	0.00



OAXACA DE JUÁREZ
 GOBIERNO MUNICIPAL
 3019-2021

MUNICIPIO DE OAXACA DE JUÁREZ DISTRITO CENTRO, OAX.
BALANZA DE COMPROBACIÓN ÚLTIMO NIVEL
AL 31 DE DICIEMBRE DEL 2018

(EN PESOS)



DICIEMBRE CERRADO.	CONCEPTO	SALDO INICIAL DEUDOR	SALDO INICIAL ACREEDOR	CARGOS	ABONOS	SALDO FINAL DEUDOR	SALDO FINAL ACREEDOR
1115208219	BANORTE-INGRESO-RAMO 33/FII-0421168215-253331	0.00	0.00	5,264.60	5,264.60	0.00	0.00
1115208666	BANORTE-INGRESO-RAMO 33/FII 2018-0364658666-25	0.00	0.00	241,305,695.74	241,305,695.74	0.00	0.00
1115209240	SANTANDER-INGRESO FORTASEG-6506019240-17504	0.00	0.00	23,040.56	23,040.56	0.00	0.00
1115209416	HSBC-INGRESO-RG23 FORTASEG-4060395416-17523	0.00	0.00	1,523,078.82	1,523,078.82	0.00	0.00
1115209544	CITIBAN-INGR 48 OAX POR LA MUS V-3919544-254	0.00	0.00	2,608,231.25	2,608,231.25	0.00	0.00
1115209523	CITIBANAMEX-INGRESO-RAMO 48 CULT-70116069522-25	0.00	0.00	3,006,772.44	3,006,772.44	0.00	0.00
1115209577	HSBC-INGRESO-OAX PONE COL-4060309747-17548	0.00	0.00	40.00	40.00	0.00	0.00
1115301124	BANORTE-INGRESO-FNE RAMO 10- 0463341124-16510	0.00	110,800.00	224,308.40	113,508.40	0.00	0.00
1115301499	BANORTE-INGRESO-RG23-1010561499-2523118	0.00	0.00	13,836,953.28	13,836,953.28	0.00	0.00
1115302057	BANORTE-INGRESO-FAIS-0266131533-15533	0.00	0.00	1,978,934.26	1,978,934.26	0.00	0.00
1115302095	BANAMEX-EGRESO-APO CUO MEX PATRIM-70123062093-	0.00	0.00	17,945,415.06	17,945,415.06	0.00	0.00
1115302152	BANORTE-INGRESO-RG23-1010561499-2523118	0.00	15,000,000.00	30,024,908.66	15,024,908.66	0.00	0.00
1115302400	BANORTE-INGRESO-RG23-OAX HIST CAR Y LLEY	0.00	496,960.52	1,000,000.00	503,039.48	0.00	0.00
1115302642	CITIBANAMEX-EGRE-FORTASEG-70132462400-2504118	0.00	0.00	37,953,681.20	37,953,681.20	0.00	0.00
1115302642	BANORTE-EGRESO-RAMO 33 FII 2018-0497312642-2533	0.00	0.00	317,803,611.52	317,803,611.52	0.00	0.00
1115303020	BANAMEX-EGRESO-RG23 PROJ REG REGIONA-23422687-175	0.00	0.00	1,874,460.64	1,874,460.64	0.00	0.00
1115303198	SANTANDER-EGRESO-FORTAL FINAN-6505823198-165	0.00	77,586.20	105,452,453.40	105,452,453.40	0.00	0.00
1115303585	BANORTE-EGRESO-R33 FV-0474693585-17533 7548	0.00	100,010.00	14,082,065.04	14,082,065.04	0.00	0.00
1115304109	BANORTE-EGRESO-APOYO EXT SAN FINAN-1008094109-112	0.00	0.00	4,399,725.08	4,399,725.08	0.00	0.00
1115304117	BANAMEX-EGRES-7012894117-5-FNE 2017 EQ SARE-RA	0.00	0.00	600,574.66	600,574.66	0.00	0.00
1115304736	BANORTE-EGRESO-R33/FII-0472284736-2533317	0.00	0.00	202,183,387.35	202,183,387.35	0.00	0.00
1115304773	BANORTE-EGRES-REMANENT ANT FIIH-1021504773-25	0.00	0.00	7,306,087.69	7,306,087.69	0.00	0.00
1115305271	BANORTE-EGRESO-RAMO 48 CULT-1006485271-254821	0.00	0.00	10,038,310.80	10,038,310.80	0.00	0.00
1115305280	BANORTE-EGRESO-APOYO EXT SANEAMI-1006485280-11	0.00	0.00	114,859,673.87	114,859,673.87	0.00	0.00
1115305654	BANORTE-EGRESOS-PNE-04892465654-17600	0.00	0.00	2,101,169.75	2,101,169.75	0.00	0.00
1115305881	CITIBA-EGRES-R 48 MANOS POR LA CULT-3985881-25	0.00	0.00	2,981,971.02	2,981,971.02	0.00	0.00
1115305903	CITIBA-EGRES-R 48 DIAL DE BUENOS 18-3985911-25	0.00	0.00	7,008,233.98	7,008,233.98	0.00	0.00
1115305938	CITIBA-EGRES-R 48 PINTANDO COR OAX-3985938-254	0.00	0.00	2,006,036.58	2,006,036.58	0.00	0.00
1115305959	BANAMEX-EGRESO-RG23 FORT FIN-0110535059-1752	0.00	0.00	12,124,191.02	12,124,191.02	0.00	0.00
1115306539	BANAMEX-SALDO-RG23/FORT FIN-70123036539-	0.00	0.00	12,592.56	12,592.56	0.00	0.00
1115307096	BANORTE-EGRESO-RAMO 33/FII-0421168215-253316	0.00	0.00	8,736,147.22	8,736,147.22	0.00	0.00
1115308219	BANORTE-EGRESO-RAMO 33 FII 2018-0364658666-253	0.00	0.00	4,653,435.46	4,653,435.46	0.00	0.00
1115309240	SANTANDER-EGRESO-FORTASEG-6506019240-17504	0.00	0.00	250,112,227.28	250,112,227.28	0.00	0.00
1115309423	HSBC-EGRESO-RG23 MILLAR 20-18-100182944-254	0.00	0.00	11,091,090.91	11,091,090.91	0.00	0.00
1115309544	CITIBA-EGRES-R 48 OAX POR LA MUS V-3919544-254	0.00	0.00	1,322,390.62	1,322,390.62	0.00	0.00
1115309544	CITIBANAMEX-EGRE-RAMO 48 CULT-70136065622-254	0.00	0.00	2,607,613.70	2,607,613.70	0.00	0.00
1115309562	HSBC-EGRESO-OAXACA PONE COL-4060309747-17548	0.00	0.00	3,006,772.44	3,006,772.44	0.00	0.00
1115309747	1123 DEUDORES DIVERSOS POR COBRAR A CORTO PLAZO	5,340,117.75	899,920.00	2,000,040.02	1,855,433,357.40	5,846,016.23	0.00
1123100001	ADEUDOS EMPLEADOS	5,015,913.81	0.00	84,283,572.28	84,283,572.28	5,313,959.70	0.00
1123101000	PERSONAL DE COPIANZA	13,565.00	0.00	11,918,968.72	11,918,968.72	18,291.73	0.00
1123200001	GASTOS A COBRAR	4,718,133.32	0.00	530,121.35	530,121.35	0.00	0.00
1123800001	DEUDORES DIVERSOS	284,224.96	0.00	62,551,000.92	62,551,000.92	4,216,152.01	0.00
1124100001	INGRESOS POR RECUPERAR A CORTO PLAZO	0.05	0.05	9,006,752.35	8,011,822.31	1,275,155.03	0.00
				1,765,366,189.60	1,765,366,189.60	0.00	0.00




MUNICIPIO DE OAXACA DE JUÁREZ DISTRITO CENTRO, OAX.
BALANZA DE COMPROBACIÓN ÚLTIMO NIVEL
AL 31 DE DICIEMBRE DEL 2018
(EN PESOS)



CUENTA	CONCEPTO	SALDO INICIAL DEUDOR	SALDO INICIAL ACREEDOR	CARGOS	ABONOS	SALDO FINAL DEUDOR	SALDO FINAL ACREEDOR
1124103001	IMPUESTOS POR COBRAR	0.00	0.00	255,112,786.59	255,112,786.59	0.00	0.00
1124103002	DERECHOS POR COBRAR	0.00	0.00	202,844,323.28	202,844,323.28	0.00	0.00
1124103003	APORTE DE BIENES	0.00	0.00	1,475,775.72	1,475,775.72	0.00	0.00
1124103005	APORTE DE BIENES POR COBRAR	0.00	0.00	51,403,201.27	51,403,201.27	0.00	0.00
1124103006	PARTICIPACIONES POR COBRAR	0.00	0.00	881,481,418.10	881,481,418.10	0.00	0.00
1124103008	CONVENIOS POR COBRAR	0.00	0.00	32,195,108.76	32,195,108.76	0.00	0.00
1124103009	SUBSIDIOS POR COBRAR	0.00	0.00	329,177,514.38	329,177,514.38	0.00	0.00
1125100001	1125 DEUDORES POR ANTICIPOS DE TESORERÍA A CO	286,224.61	0.00	4,848,105.74	5,216,411.77	17,918.58	0.00
1125900001	1129 OTROS DERECHOS A RECIBIR EFECTIVO O EQUI	37,979.28	0.00	4,848,105.74	5,216,411.77	17,918.58	0.00
1130900001	1130 DERECHOS A RECIBIR BIENES O SERVICIOS	26,272,973.23	0.00	852,489.78	874,471.07	16,497.89	0.00
1131100001	1131 ANTIPO A PROVEEDORES POR PRESTACIÓN DE	933,767.92	0.00	13,915,882.51	19,912,940.81	20,273,815.93	0.00
1131200001	1132 ANTIPO A PROVEEDORES POR PRESTACIÓN DE	933,767.92	0.00	5,851,159.92	6,666,791.75	88,135.99	0.00
1131300001	1133 ANTIPO A PROVEEDORES POR PRESTACIÓN DE	933,767.92	0.00	5,851,159.92	6,666,791.75	88,135.99	0.00
1134100001	1134 ANTIPO A CONTRATISTAS (OBRAS) A CORTO	25,349,205.91	0.00	8,062,722.59	13,226,145.06	20,185,779.44	0.00
1134200001	1135 ANTIPO A CONTRATISTAS (OBRAS) A LARGO	107,273.00	0.00	8,062,722.59	13,226,145.06	20,185,779.44	0.00
1191100000	119 OTROS VALORES EN GARANTÍA	107,273.00	0.00	51,323.56	6,072.42	182,624.14	0.00
1211000000	VALORES EN GARANTÍA	339,275,176.44	0.00	301,451,323.56	6,072.42	337,823.88	0.00
1212000000	121 BIEN INMUEBLE, INFRAESTRUCTURA Y CONSTRU	248,275,176.44	0.00	291,228,576.27	1,688,313,420.53	430,008,469.56	0.00
1231000000	1231 TERRENOS	89,240,557.91	0.00	1,762,720.00	0.00	91,003,277.91	0.00
1233000000	1233 EDIFICIOS NO HABITACIONALES	18,188,945.45	0.00	0.00	0.00	18,188,945.45	0.00
1235000000	1235 CONSTRUCCIONES EN PROCESO EN BIENES DE	47,931,620.37	0.00	0.00	0.00	47,931,620.37	0.00
1235102000	12351 EDIFICIOS NO HABITACIONALES	3,222,667.54	0.00	283,935,887.97	198,313,420.53	133,554,087.61	0.00
1235103000	1235103 INFRAESTRUCTURA BASICA EDUCATIVA	0.00	0.00	8,956,553.52	12,178,221.06	1,620,000.00	0.00
1235104000	1235104 INFRAESTRUCTURA BASICA DEPORTIVA	2,000,000.00	0.00	3,160,000.00	4,192,000.00	1,920,000.00	0.00
1235105000	1235105 INFRAESTRUCTURA BASICA DEPORTIVA	0.00	0.00	5,533,283.47	3,553,459.99	1,979,844.28	0.00
1235106000	1235106 AGUA POTABLE	7,781,951.96	0.00	31,325,633.83	21,668,080.71	17,439,495.08	0.00
1235107000	1235107 RED DE ELECTRICIDAD	1,151,718.98	0.00	12,870,193.36	13,732,451.50	269,450.84	0.00
1235403000	1235403 DIVISION DE TERRENOS Y CONSTRUCCION Y CONSTRU	9,275,450.69	0.00	103,866,183.91	24,880,607.66	68,281,026.54	0.00
1235404000	1235404 DRENAJE Y LETRINAS	7,277,955.79	0.00	32,601,012.88	39,393,873.88	485,094.89	0.00
1235405000	1235405 URBANIZACION MUNICIPAL	16,625,729.73	0.00	59,756,135.93	75,500,609.83	851,255.83	0.00
1235603000	1235603 OBRAS DIVERSAS	596,145.68	0.00	4,110,105.30	596,145.68	3,388,772.25	0.00
1235629010	1235629 OBRAS DE REPARACIONES EN EDIFICIOS Y OTROS TRABA	28,173,352.78	0.00	5,528,068.30	721,353.26	27,701,421.08	0.00
1236101000	1236101 EDIFICIO HABITA EN PROCESO EN BIENES PROPI	949,709.00	0.00	0.00	0.00	949,709.00	0.00
1236201000	1236201 EDIFICACION NO HABITACIONALES EN BIENES PROPIOS	21,223,643.78	0.00	1,641,865.78	0.00	22,865,509.56	0.00
1236701000	1236701 INSTALACIONES Y EQUIPAMIENTO EN CONSTRUCCION	0.00	0.00	3,886,181.52	0.00	3,886,181.52	0.00
1239100000	1239 OTROS BIENES INMUEBLES	40,740,700.00	0.00	0.00	0.00	40,740,700.00	0.00
1241000000	124 BIENES MUEBLES	117,274,746.99	0.00	4,100,080.95	6,161,562.38	115,213,264.96	0.00
1241101000	1241101 MUEBLES DE OFICINA Y ESTANQUERIA	16,365,672.40	0.00	1,833,316.30	17,959,921.00	17,959,921.00	0.00
1241102000	1241102 MUEBLES DE COCINA Y ESTANQUERIA	5,132,252.22	0.00	447,710.02	5,580,362.24	5,580,362.24	0.00
1241201000	1241201 EQUIPO DE COMPUTO Y TEC DE INFORMACION	9,130,045.98	0.00	1,385,565.99	10,515,611.97	10,515,611.97	0.00
1241501000	1241501 OTROS MOBILIARIOS Y EQUIPOS DE ADMINISTRACION	1,489,894.37	0.00	295,046.01	2,505,046.01	2,505,046.01	0.00
1242101000	1242101 MOBILIARIO Y EQUIPO EDUCACIONAL Y RECREA	6,987,411.91	0.00	0.00	50,962.55	7,038,374.46	0.00
1242101000	1242101 EQUIPOS Y APARATOS AUDIOVISUALES	581,979.83	0.00	24,512.81	31,105.16	637,492.60	0.00
1242201000	1242201 APARATOS DEPORTIVOS	523,250.02	0.00	20,145.60	7,916.00	543,401.62	0.00
1242301000	1242301 CAMARAS FOTOGRAFICAS Y DE VIDEO	4,208,647.87	0.00	4,367.21	21,297.45	4,234,302.52	0.00



MUNICIPIO DE OAXACA DE JUÁREZ DISTRITO CENTRO, OAX.
BALANZA DE COMPROBACION ÚLTIMO NIVEL
AL 31 DE DICIEMBRE DEL 2018
(EN PESOS)



DICIEMBRE CERRADO.

CUENTA	CONCEPTO	SALDO INICIAL DEUDOR	SALDO INICIAL ACREEDOR	CARGOS	ABONOS	SALDO FINAL DEUDOR	SALDO FINAL ACREEDOR
1242901000	OTRO MOBILIARIO Y EQUIPO EDUCACIONAL Y RECREA	1,663,534.19	0.00	0.00	1,801.71	1,661,732.48	0.00
1243101000	1244 EQUIPO INSTRUMENTAL MEDICO Y DE LABORA	84,116.88	0.00	0.00	316.03	83,800.85	0.00
1243201000	EQUIPO MEDICO Y DE LABORATORIO	53,656.41	0.00	0.00	17.00	53,639.41	0.00
1243301000	1244 VEHICULOS Y EQUIPO DE TRANSPORTE	30,480.47	0.00	0.00	1,000.00	29,480.47	0.00
1244101000	1244 VEHICULOS Y EQUIPO DE TRANSPORTE	71,552,878.61	0.00	363,866.00	4,131,683.03	73,181,744.64	0.00
1244201000	AUTOMOVILES Y REMOLQUES	63,628,787.61	0.00	363,866.00	3,545,723.10	60,445,910.51	0.00
1244901000	CARROCERIAS Y REMOLQUES	1,947,488.01	0.00	0.00	158,334.34	1,789,153.67	0.00
1245101000	OTROS EQUIPOS DE TRANSPORTE	11,935,929.22	0.00	0.00	427,525.66	11,508,403.56	0.00
1245101000	1245 EQUIPO DE DEFENSA Y SEGURIDAD	6,073,845.16	0.00	0.00	13,486.76	6,060,358.40	0.00
1245101000	EQUIPO DE DEFENSA Y SEGURIDAD	9,777,325.45	0.00	0.00	13,486.76	9,763,838.69	0.00
1246301000	1244 MAQUINARIA, OTROS EQUIPOS Y HERRAMIENTAS	5,336.90	0.00	1,873,385.84	0.00	5,336.90	0.00
1246301000	MAQUINARIA Y EQUIPO DE CONSTRUCCION	31,316,321.90	0.00	31,316,321.90	2.00	46.00	0.00
1246501000	EQUIPO DE COMUNICACION TELECOMUNICACION	1,168,003.67	0.00	1,168,003.67	1,016,363.00	5,856,566.49	0.00
1246601000	EQUIPO DE GENERACION ELECTR. APPAR ACCES ELEC	254,511.23	0.00	6,973.00	5,561.81	256,296.43	0.00
1246701000	HERRAMIENTAS Y MAQUINAS-HERRAMIENTA	1,050,484.07	0.00	15,469.19	1,060,411.45	1,060,411.45	0.00
1246901000	OTROS EQUIPOS	2,356,872.51	0.00	655,634.97	234,882.18	2,777,626.30	0.00
1247101000	1247 COLECCIONES, OBRAS DE ARTE Y OBJETOS VAL	484,249.75	0.00	0.00	478.55	483,771.20	0.00
1247101000	BIENES ARTISTICOS CULTURALES Y CIENTIFICO	3,652,316.40	0.00	0.00	478.55	3,651,837.85	0.00
1251101000	1251 ACTIVOS INTANGIBLES	8,116.00	0.00	0.00	0.00	8,116.00	0.00
1251101000	SOFTWARE	2,010,876.38	0.00	0.00	3,528.87	2,007,347.51	0.00
1251101000	SOFTWARE	1,641,437.02	0.00	0.00	12,130.00	1,629,307.02	0.00
1254101000	1254 LICENCIAS	1,641,437.02	0.00	0.00	12,130.00	1,629,307.02	0.00
1254101000	LICENCIAS INFORMATICAS E INTELECTUALES	84,410,191.33	0.00	6,043,065.86	15,821,685.11	94,188,810.58	0.00
1261201000	1261 DEPRECIACION, DETERIORO Y AMORTIZACION AC	4,763,759.21	0.00	0.00	606,296.18	5,370,055.39	0.00
1261301000	DEPRECIACION ACUMULADA EDIFICIOS NO HABITACIO	2,560,616.08	0.00	0.00	606,296.18	3,166,912.26	0.00
1261301000	DEPRECIACION ACUMULADA OTROS BIENES INMUEBLES	1,503,143.13	0.00	0.00	0.00	1,503,143.13	0.00
1261301000	DEPRECIACION ACUMULADA MUEBLES Y ESTANT	78,848,731.90	0.00	6,084,727.48	14,880,501.62	87,654,209.16	0.00
1261301000	DEPRECIACION ACUMULADA MUEBLES Y ESTANT	3,121,447.46	0.00	14,132.87	81,556.44	3,196,273.06	0.00
1261301000	DEPRECIACION ACUMULADA DE EQUIPO DE COMPUTO	7,487,931.32	0.00	202,036.05	1,060,000.79	8,345,866.06	0.00
1263210000	DEPRECIACION ACUMULADA DE EQUIPOS Y APARATOS	2,066,072.22	0.00	55,658.76	126,779.69	2,157,131.15	0.00
1263210000	DEPRECIACION ACUMULADA DE EQUIPOS Y APARATOS	563,626.15	0.00	7,977.69	31,547.50	587,295.96	0.00
1263210000	DEPRECIACION ACUMULADA DE APARATOS DEPORTIVOS	377,137.82	0.00	7,689.08	462,837.31	469,426.53	0.00
1263210000	DEPRECIACION ACUMULADA DE CAM FOTOGRAFIA Y VIDEO	2,864,861.84	0.00	55,424.62	3,424.01	3,272,274.83	0.00
1263210000	DEPRECIACION ACUMULADA DE OTRO MOB Y EQ ADMON	784,379.93	0.00	3,424.01	0.00	787,803.94	0.00
1263310000	DEPREC. ACUM. DE MOB Y EQ MERCADO DEL LABORAT	28,825.35	0.00	457.43	2,064.33	30,151.96	0.00
1263410000	DEPRECIACION ACUMULADA DE AUTO Y EQ. TERRESTRE	44,474,459.24	0.00	4,248,736.58	9,144,912.78	49,370,335.45	0.00
1263410000	DEPRECIACION ACUMULADA DE CARROCERIAS Y REMOL	1,947,488.01	0.00	156,334.34	1,968,547.51	1,789,153.67	0.00
1263410000	DEPRECIACION ACUMULADA DE EQ DE DEF Y SEGURID	4,190,315.22	0.00	554,089.00	647,519.03	4,273,855.70	0.00
1263510000	DEPRECIACION ACUMULADA DE EQ DE DEF Y SEGURID	3,171,803.17	0.00	91,466.50	647,519.03	3,260,788.70	0.00
1263510000	DEPRECIACION ACUMULADA DE EQ DE CONSTRUCC	1,289.53	0.00	44.47	576.07	1,823.13	0.00
1263510000	DEPRECIACION ACUMULADA DE SIST. AIRE ACOND Y R	189,129.00	0.00	2,515.05	40,255.96	226,900.01	0.00
1263510000	DEPRECIACION ACUMULADA DE EQ DE COMU Y TELECO	3,892,138.39	0.00	523,773.37	3,563,376.82	3,563,376.82	0.00
1263510000	DEPRECIACION ACUMULADA DE MAQUINAS-HERRAM	509,978.87	0.00	7,829.27	83,901.13	586,050.73	0.00
1263610000	DEPRECIACION ACUMULADA DE OTROS EQUIPOS	1,957,339.12	0.00	2,467.21	107,176.57	2,062,042.86	0.00
1263701000	DEPRECIACION ACUMULADA DE BIENES ARTISTICOS E	50,432.02	0.00	4,294.95	51,378.48	97,515.55	0.00
1265010000	1265 AMORTIZACION ACUMULADA DE BIENES INTANG	797,700.82	0.00	8,338.50	365,185.31	1,154,547.43	0.00
1265010000	AMORTIZACION ACUMULADA DE SOFTWARE	150,587.00	0.00	1,970.30	201,547.00	350,154.40	0.00
1265012000	AMORTIZACION ACUMULADA DE LICENCIAS INFORMATI	647,112.82	0.00	6,368.20	163,638.31	804,383.03	0.00



MUNICIPIO DE OAXACA DE JUÁREZ DISTRITO CENTRO, OAX.
BALANZA DE COMPROBACIÓN ÚLTIMO NIVEL
AL 31 DE DICIEMBRE DEL 2018

(EN PESOS)



DICIEMBRE CERRADO.

CUENTA	CONCEPTO	SALDO INICIAL DEUDOR	SALDO INICIAL ACREEDOR	CARGOS	ABONOS	SALDO FINAL DEUDOR	SALDO FINAL ACREEDOR
2 PASIVO		12,021.64	222,062,036.09	4,528,286,526.53	4,357,221,754.06	12,021.64	50,997,273.62
211 CUENTAS POR PAGAR A CORTO PLAZO		12,021.64	222,062,036.09	4,528,286,526.53	4,357,221,754.06	12,021.64	50,997,273.62
2111 SERVICIOS PERSONALES POR PAGAR A CORTO P		0.00	153,785,988.48	2,661,413,542.29	2,556,922,438.82	12,021.64	49,334,855.01
2111100001	NOVI SERVICIOS PERSONALES POR PAGAR A CORTO P	0.00	1,458,889.00	7,950,076,103.33	7,850,741,894.19	0.00	1,122,272.86
2111100002	SUJELOS POR PAGAR	0.00	1,457,031.37	7,950,076,103.33	7,850,741,894.19	0.00	961,221.39
2112 PROVEEDORES POR PAGAR A CORTO PLAZO		0.00	111,207,046.84	765,240,746.02	691,149,094.58	0.00	37,115,395.50
2112100001	PROVEEDORES DE BIENES Y SERVICIOS NACIONALES	0.00	111,207,046.84	765,240,746.02	691,149,094.58	0.00	37,115,395.50
2112100002	PROVEEDORES DE BIENES Y SERVICIOS EXTRANJERO	0.00	0.00	0.00	0.00	0.00	0.00
2116 INTERESES Y COMISIONES POR PAGAR A CORTO		0.00	0.00	70,484.00	70,484.00	0.00	0.00
2116100001	INTERESES DE LA DEUDA PUBLICA	0.00	7,411,646.48	120,842,067.41	113,530,420.93	0.00	0.00
2117100001	RETENCIONES SOBRE RENDIMIENTOS POR P	0.00	7,411,646.48	120,842,067.41	113,530,420.93	0.00	0.00
2117100002	RETENCION DE ISR SOBRE RENDIMIENTOS PROFESIONALES	0.00	10,495,418.28	189,537,137.39	182,760,813.03	0.00	0.00
2117100003	RETENCION DE ISR POR SERVICIOS Y SALARIOS	0.00	16,718.16	189,537,137.39	182,760,813.03	0.00	0.00
2117100004	RETENCION DE ISR POR ARRENDAMIENTOS	0.00	86,790.10	3,231,372.86	3,164,848.68	0.00	22,265.92
2117200001	RETENCIONES CUOTA IMSS TRABAJADOR	0.00	1,492,290.38	22,682,930.26	21,203,471.62	0.00	12,821.74
2117300001	RETENCION 1% AL MILLAR (C.M.I.C.)	0.00	5,230.79	0.00	0.00	0.00	5,230.79
2117300002	RETENCION 2 AL MILLAR (C.M.I.C.)	0.00	317,358.06	513,767.52	492,861.57	0.00	317,358.06
2117300003	RETENCION 3 AL MILLAR (C.M.I.C.)	0.00	224,310.00	0.00	0.00	0.00	224,310.00
2117300004	RETENCION 4 AL MILLAR (C.M.I.C.)	0.00	1,952,071.21	1,810,000.00	1,755,750.00	0.00	1,952,071.21
2117300005	RETENCION 5 AL MILLAR FUNDECIO	0.00	1,136,091.36	1,285,917.61	1,230,650.65	0.00	1,136,091.36
2117300006	RETENCION 2.5% POR DERECHO	0.00	85,226.62	242,432.02	157,225.40	0.00	85,226.62
2117400001	IMPUESTO SOBRE EROGACIONES POR REMUNERACIONES	0.00	11,487.59	0.00	0.00	0.00	11,487.59
2118100001	DEVOLUCIONES DE CONTRIBUCIONES POR	0.00	8,538.95	728,521.34	780,011.73	0.00	60,029.34
2118100009	DEVOLUCIONES SOBRE LOS INGRESOS	0.00	1,963.00	618,238.38	665,174.77	0.00	48,899.39
2118200001	DEVOLUCIONES SOBRE OTROS IMPUESTOS	0.00	537.60	15,946.60	17,307.60	0.00	2,288.60
2118400003	DEVOLUCIONES SOBRE INFRACCIONES DE TRANSITO	0.00	506.00	80,218.00	83,411.00	0.00	3,699.00
2118400004	DEVOLUCIONES SOBRE PRESTACION DE SERVICIOS	0.00	843.61	0.00	0.00	0.00	843.61
2118500001	DEVOLUCIONES SOBRE MULTAS	0.00	2,840.95	14,111.05	14,111.05	0.00	1,840.95
2119600001	DEVOLUCIONES SOBRE MULTAS	0.00	2,840.95	14,111.05	14,111.05	0.00	1,840.95
2119900001	OTRAS CUENTAS POR PAGAR A CORTO PLAZO	12,021.64	23,806,418.83	815,888,439.20	800,000,304.36	12,021.64	7,618,283.99
2119100001	CUOTA SINDICAL	687.10	0.00	0.00	0.00	687.10	0.00
2119100002	APORTACION SINDICAL ESPECIAL	1,465.38	0.00	0.00	0.00	1,465.38	0.00
2119100004	PENSION ALIMENTICIA	235.11	0.00	0.00	0.00	235.11	0.00
2119100005	APORTACION AL FONDO DE PENSIONES	7,550.75	0.00	0.00	0.00	7,550.75	0.00
2119100007	RETENCION ESPECIAL PRESTAMO PENSIONES	2,083.30	0.00	0.00	0.00	2,083.30	0.00
2119300001	ACREEDORES DIVERSOS NACIONALES	0.00	3,647,941.97	71,053.02	71,053.02	0.00	3,576,888.95
2119300003	ACREEDORES DIVERSOS NACIONALES	0.00	19,858,476.86	442,145,738.27	441,271,195.76	0.00	2,775,389.30
212 DOCUMENTOS POR PAGAR A CORTO PLAZO		0.00	0.00	373,673,636.91	358,568,044.64	0.00	4,842,684.68
2123 OTROS DOCUMENTOS POR PAGAR A CORTO PLAZO		0.00	0.00	1,530.00	1,530.00	0.00	0.00
2123100001	DOCUMENTOS POR PAGAR	0.00	0.00	1,530.00	1,530.00	0.00	0.00
213 PORCION A CORTO PLAZO DE LA DEUDA PUBLICA		0.00	0.00	0.00	0.00	0.00	0.00
2131 PORCION A CORTO PLAZO DE LA DEUDA PUBLICA		0.00	67,545,455.00	451,829,946.22	384,384,491.22	0.00	0.00
2131100001	AMORTIZACION DE DEUDA PUBLICA CORTO PLAZO	0.00	67,545,455.00	451,829,946.22	384,384,491.22	0.00	0.00
2131100002	INTERESES SOBRE DEUDA PUBLICA CORTO PLAZO	0.00	0.00	0.00	0.00	0.00	0.00
2131100003	ACREEDORES DIVERSOS NACIONALES	0.00	263,924.00	0.00	273,823.90	0.00	7,899.90
2151000001	INGRESOS COBRADOS POR ADELANTADO A CORTO PLAZ	0.00	0.00	263,924.00	273,823.90	0.00	18,303.13
216 FONDOS Y BIENES DE TERCEROS EN ADMINISTR		0.00	0.00	0.00	0.00	0.00	0.00
2161 BIENES EN GARANTIA A CORTO PLAZO		0.00	18,303.13	0.00	0.00	0.00	18,303.13
2162 BIENES EN GARANTIA		0.00	18,303.13	0.00	0.00	0.00	18,303.13
2162200001	DEPOSITOS EN GARANTIA	0.00	18,303.13	0.00	0.00	0.00	18,303.13
217 PROVISIONES A CORTO PLAZO		0.00	2,023.04	1,414,518,879.13	1,414,519,875.13	0.00	2,023.04

MUNICIPIO DE OAXACA DE JUÁREZ DISTRITO CENTRO, OAX.
BALANZA DE COMPROBACIÓN ÚLTIMO NIVEL
AL 31 DE DICIEMBRE DEL 2018


(EN PESOS)



CUENTA	CONCEPTO	SALDO INICIAL DEUDOR	SALDO INICIAL ACREEDOR	CARGOS	ABONOS	SALDO FINAL DEUDOR	SALDO FINAL ACREEDOR
DICIEMBRE CERRADO.							
2179200001	2178 OTRAS PROVISIONES A CORTO PLAZO	0.00	2,023.04	1,414,519,879.13	1,414,519,879.13	0.00	2,023.04
2191100001	PASIVO TRANSITORIO ALMAC. DE MATERIALES Y SUM	0.00	0.00	1,414,519,879.13	1,414,519,879.13	0.00	0.00
	219 OTROS PASIVOS A CORTO PLAZO	0.00	710,286.44	155,704.89	1,079,600.39	0.00	1,634,182.54
	2191 PASIVOS POR CLASIFICAR	0.00	710,286.44	155,704.89	1,079,600.39	0.00	1,634,182.54
	INGRESOS POR CLASIFICAR	0.00	0.00	406,100,559.43	266,534,195.55	385,211,712.37	511,602,128.15
3112100002	31 HACIENDA PÚBLICA/PATRIMONIO	0.00	385,211,712.37	0.00	0.00	0.00	385,211,712.37
	31 PATRIMONIO CONTRIBUIDO	0.00	0.00	0.00	0.00	0.00	0.00
	311 APORTACIONES	0.00	377,626,414.47	0.00	0.00	0.00	377,626,414.47
	PATRIMONIO ACUMULADO	0.00	0.00	0.00	0.00	0.00	0.00
3120000001	312 DONACIONES DE CAPITAL	0.00	7,385,289.50	0.00	0.00	0.00	7,385,289.50
	DONACIONES DE CAPITAL	0.00	0.00	0.00	0.00	0.00	0.00
	3121 OTRAS DONACIONES DE CAPITAL	0.00	7,385,289.50	0.00	0.00	0.00	7,385,289.50
	321 RESULTADOS DEL EJERCICIO (AHORRO/ DESAHO	0.00	141,566,382.13	141,566,382.13	0.00	0.00	141,566,382.13
3221100001	32 RESULTADOS DEL EJERCICIO (AHORRO/ DESAHO)	0.00	0.00	141,566,382.13	141,566,382.13	0.00	0.00
	322 RESULTADOS DE EJERCICIOS ANTERIORES	0.00	235,528,173.88	183,435,037.21	46,851,547.84	372,111,723.25	0.00
3221100001	322 RESULTADOS DE EJERCICIOS ANTERIORES	0.00	0.00	183,435,037.21	46,851,547.84	372,111,723.25	0.00
3252100001	325 RECTIFICACIONES DE RESULTADOS DE EJERCICI	0.00	11,504,944.49	81,079,080.08	78,096,264.54	14,487,756.03	0.00
	CAMBIO POR ERRORES CONTABLES	0.00	11,504,944.49	81,079,080.08	78,096,264.54	14,487,756.03	0.00
	4 INGRESOS Y OTROS BENEFICIOS	0.00	279,411,911.58	1,303,045,880.29	465,823,497.55	0.00	1,623,633,688.71
	41 INGRESOS DE GESTION	0.00	121,494,524.95	1,219,832,816.82	309,306,906.41	0.00	344,223,604.99
	411 IMPUESTOS SOBRE LOS INGRESOS	0.00	71,148,981.31	1,059,740.00	21,059,486.48	0.00	144,967,344.89
	4111 IMPUESTO SOBRE LA PRODUCCION, EL COMS	0.00	148,981.31	1,059,740.00	21,059,486.48	0.00	920,748.89
	DIVERSIONES Y ESPECTACULOS PUBLICOS	0.00	0.00	0.00	0.00	0.00	0.00
4112100002	4112 IMPUESTOS SOBRE EL PATRIMONIO	0.00	0.00	0.00	0.00	0.00	0.00
4112100001	4112 IMPUESTO SOBRE EL PATRIMONIO	0.00	0.00	117,754,533.39	85,555,531.51	0.00	85,555,531.51
	PREDAJAL	0.00	0.00	93,951,627.34	72,134,022.41	0.00	72,134,022.41
4112402052	REZAGO PREDIAL	0.00	0.00	10,090,039.44	23,511,548.54	0.00	13,421,509.10
4112402052	REZAGO PREDIAL	0.00	0.00	276,945.38	276,945.38	0.00	0.00
4113000001	DESCUENTOS IMPUESTO SI PATRIMONIO	0.00	0.00	14,412.13	14,412.13	0.00	0.00
4113000001	DESCUENTOS IMPUESTO SI PATRIMONIO	0.00	0.00	14,412.13	14,412.13	0.00	0.00
4113000001	DESCUENTOS IMPUESTO SI PATRIMONIO	0.00	0.00	8,186,958.14	60,907,888.68	0.00	41,721,761.84
4117000001	RECARGOS PREDIAL	0.00	0.00	14,412.13	14,412.13	0.00	0.00
4117000001	RECARGOS PREDIAL	0.00	0.00	29,287,217.48	39,762,807.29	0.00	10,465,284.75
4117100004	RECARGOS DE OTROS IMPUESTOS	0.00	0.00	14,410,722.41	3,073,307.29	0.00	3,073,307.29
4117100005	RECARGOS DE OTROS IMPUESTOS	0.00	0.00	14,410,722.41	3,073,307.29	0.00	3,073,307.29
4117200001	GASTOS DE EJECUCION PREDIAL	0.00	0.00	11,267,176.69	14,034,213.54	0.00	2,767,036.85
4117200003	GASTOS DE EJECUCION PREDIAL	0.00	0.00	11,267,176.69	14,034,213.54	0.00	2,767,036.85
4117200003	GASTOS DE EJECUCION PREDIAL	0.00	0.00	17,917.72	22,334.68	0.00	4,416.85
4117300049	SANCIONES TRASLADO DE DOMINIO	0.00	0.00	14,659.95	14,659.95	0.00	0.00
4117300049	SANCIONES TRASLADO DE DOMINIO	0.00	0.00	14,659.95	14,659.95	0.00	0.00
4117400052	CONDICIONES ACCESORIAS DE IMPUESTOS	0.00	0.00	5,055,730.45	7,403,254.66	0.00	2,354,594.98
4117400052	CONDICIONES ACCESORIAS DE IMPUESTOS	0.00	0.00	1,544,337.30	2,816,717.60	0.00	1,272,380.30
4118100002	IMPUESTO SOBRE APARATOS MECANIC	0.00	0.00	662.01	662.01	0.00	0.00
4118100004	FONDO DE FOMENTO TURISTICO, GASTRONOMICO, CUL	0.00	0.00	299,132.56	4,408,993.40	0.00	4,109,860.84
4118100005	FONDO DE FOMENTO TURISTICO, GASTRONOMICO, CUL	0.00	0.00	130,115.49	959,453.67	0.00	829,338.18
4118100049	CONDICION OTROS IMPUESTOS	0.00	0.00	130,588.39	1,029,965.96	0.00	899,380.57
4118100052	DESCUENTOS OTROS IMPUESTOS	0.00	0.00	25,500.54	2,406,642.59	0.00	2,381,142.09
4118100052	DESCUENTOS OTROS IMPUESTOS	0.00	0.00	362.35	362.35	0.00	0.00
4141000002	414 DERECHOS	0.00	0.00	12,471.96	12,471.96	0.00	0.00
4141000002	414 DERECHOS	0.00	0.00	36,818,847.08	211,008,181.55	0.00	174,189,334.57
4141100001	COMERCIO EN VÍA PÚBLICA	0.00	0.00	4,506,683.17	28,240,751.88	0.00	23,734,068.71
4141200001	MERCADOS PUBLICOS	0.00	0.00	19,540.81	55,141.88	0.00	36,601.07
4141200001	PANTEONES	0.00	0.00	2,257,649.26	16,440,011.72	0.00	14,182,362.46
		0.00	0.00	2,230,483.10	11,745,595.28	0.00	9,515,105.18



MUNICIPIO DE OAXACA DE JUÁREZ DISTRITO CENTRO, OAX.
BALANZA DE COMPROBACION ÚLTIMO NIVEL
AL 31 DE DICIEMBRE DEL 2018
(EN PESOS)



CUENTA	CONCEPTO	SALDO INICIAL DEUDOR	SALDO INICIAL ACREEDOR	CARGOS	ABONOS	SALDO FINAL DEUDOR	SALDO FINAL ACREEDOR
4143000011	4143 DERECHOS POR PRESTACIÓN DE SERVICIOS POR SERVICIOS DE VIGILANCIA, CONTROL Y EVALUACIÓN	0.00	0.00	26,970,003.61	174,041,028.81	0.00	147,071,025.20
4143100001	DERECHO DE LIMPIA, RECOLECCIÓN, TRASLADO Y DISEÑO DE PLANOS EN MATERIA DE ORDENAMIENTO	0.00	0.00	3,703,775.18	16,205,052.49	0.00	1,094,730.58
4143100002	LICENCIAS Y PERMISOS EN MATERIA DE ORDENAMIENTO	0.00	0.00	5,666,959.70	24,655,450.29	0.00	12,501,277.31
4143100004	DERECHOS SOBRE ANUNCIOS DENOMINATIVOS	0.00	0.00	141,532.07	2,366,679.70	0.00	20,853,648.85
4143100005	DERECHOS SOBRE ANUNCIOS Y PUBLICIDAD MÓVIL Y FIJA	0.00	0.00	2,105,377.73	8,960,964.52	0.00	3,025,388.95
4143100007	DERECHOS POR LA INTEGRACION Y ACTUALIZACION A LOS REGISTROS DE BIENES MUEBLES	0.00	0.00	4,173,670.08	21,813,078.16	0.00	15,258,327.53
4143100008	DERECHOS POR EXPENDIO DE BEBIDAS ALCOHOLICAS	0.00	0.00	5,332,377.09	22,214,806.20	0.00	6,655,566.79
4143100009	DERECHOS PRESTADOS POR LA TESORERIA	0.00	0.00	93,587.09	4,278,685.16	0.00	16,882,429.11
4143200001	SERVICIOS PRESTADOS EN MATERIA DE SALUD Y CUIDADO PERSONAL	0.00	0.00	41,486.41	1,650,000.77	0.00	4,185,128.07
4143300002	SERVICIOS PRESTADOS POR LAS AUTORIDADES DE PROTECCION CIVIL	0.00	0.00	61,216.81	1,240,360.40	0.00	1,615,514.36
4143400001	SERVICIOS PRESTADOS EN MATERIA DE EDUCACION Y CULTURA	0.00	0.00	965,607.29	2,811,312.29	0.00	1,779,143.99
4143500001	DERECHOS POR SERVICIOS DE ALUMBRADO PUBLICO	0.00	0.00	208,207.06	37,992,587.04	0.00	1,895,924.30
4143600052	DEVOLUCIONES DERECHOS PRESTACION SERVICIOS	0.00	0.00	99,672.38	59,672.59	0.00	37,784,378.98
4143600251	DEVOLUCIONES DERECHOS POR SERVICIOS DE ALUMBRADO PUBLICO	0.00	0.00	2,107.62	2,107.62	0.00	0.00
4144101001	4144 ACCESORIOS	0.00	0.00	5,214,610.02	8,698,850.68	0.00	3,384,240.66
4144102001	CARGOS DE EJECUCION DE DERECHOS	0.00	0.00	4,878,396.97	6,829,308.14	0.00	1,950,911.17
4144102002	DESCUENTOS ACCESORIOS DERECHOS	0.00	0.00	25,847.50	1,460,176.99	0.00	1,433,329.48
4144102051	4149 OTROS DERECHOS	0.00	0.00	27,315.87	27,315.87	0.00	0.00
4149100003	PERMISOS PARA ANUNCIOS	0.00	0.00	127,560.28	127,560.28	0.00	0.00
4149100004	REGISTRO Y ACTUALIZACION DE GIROS BLANCOS	0.00	0.00	113,235.00	113,235.00	0.00	0.00
4149100005	DERECHOS POR TRAMITES Y SERVICIOS PRESTADOS POR OTROS ENTES	0.00	0.00	1,811.76	1,811.76	0.00	0.00
4149102052	DESCUENTOS OTROS DERECHOS	0.00	0.00	11,323.50	11,323.50	0.00	0.00
4151100002	415 PRODUCTOS DE TIPO CORRIENTE	0.00	0.00	1,643,999.61	7,998,148.64	0.00	5,854,180.03
4151100003	INGROSOS MUNICIPALES	0.00	0.00	1,559,876.00	4,471,365.21	0.00	2,911,489.21
4151100004	PENSIONES Y CORRALONES MUNICIPALES	0.00	0.00	205,846.26	1,557,205.08	0.00	1,351,358.82
4151100005	INTERESES INSTITUCIONES BANCARIAS	0.00	0.00	1,259,604.08	2,785,850.60	0.00	1,526,246.52
4151100007	INTERESES CREDITOS FISCALES	0.00	0.00	18,212.51	18,212.51	0.00	0.00
4151100008	VENTA DE FORMATOS, PLANOS, MATERIAL MEDICO DE TIPO CORRIENTE	0.00	0.00	45,260.02	45,260.02	0.00	0.00
4152100001	VENTA DE BIENES MOSTRENOS	0.00	0.00	181.16	181.16	0.00	0.00
4152100002	ENAJENACION DE BIENES MUEBLES E INMUEBLES	0.00	0.00	0.00	1,298,354.00	0.00	1,298,354.00
4152100003	ENAJENACION DE BIENES MUEBLES E INMUEBLES	0.00	0.00	0.00	1,058,354.00	0.00	1,058,354.00
4152100004	ENAJENACION DE BIENES MUEBLES E INMUEBLES	0.00	0.00	0.00	240,000.00	0.00	240,000.00
4158000003	VENTA DE FORMATOS, PLANOS, MATERIAL MEDICO DE TIPO CORRIENTE	0.00	0.00	164,979.88	1,817,829.83	0.00	1,712,860.25
4159000004	416 APROVECHAMIENTOS DE TIPO CORRIENTE	0.00	0.00	38,931.92	1,159,587.52	0.00	1,130,655.60
4162100001	SANCCIONES POR INFRACCIONES A LEYES Y REGLAMEN	0.00	0.00	4,836.00	516,822.78	0.00	511,786.78
4162200001	INFRACCIONES DE TRANSITO	0.00	0.00	11,930,574.40	33,313,707.06	0.00	21,383,132.66
4162300001	ALTAS ADMINISTRATIVAS DE POLICIA	0.00	0.00	8,155,041.69	23,048,746.16	0.00	14,893,704.47
4162400001	SUBSIDIOS MULTAS	0.00	0.00	2,604,579.52	2,604,579.52	0.00	1,345,365.04
4162500001	SUBSIDIOS MULTAS	0.00	0.00	6,513,470.96	19,236,296.01	0.00	12,722,827.45
4162600052	DEVOLUCIONES MULTAS	0.00	0.00	94,327.86	94,327.86	0.00	825,511.86
4162600251	DEVOLUCIONES POR INFRAC. DE TRANSITO	0.00	0.00	17.60	59,117.60	0.00	59,117.60
		0.00	0.00	281,753.38	281,753.38	0.00	0.00
		0.00	0.00	3,133.17	3,133.17	0.00	0.00
		0.00	0.00	2.00	2.00	0.00	356,156.37



MUNICIPIO DE OAXACA DE JUÁREZ DISTRITO CENTRO, OAX.
BALANZA DE COMPROBACIÓN ÚLTIMO NIVEL
AL 31 DE DICIEMBRE DEL 2018
(EN PESOS)



DICIEMBRE CERRADO.	CUENTA	CONCEPTO	SALDO INICIAL DEUDOR	SALDO INICIAL ACREEDOR	CARGOS	ABONOS	SALDO FINAL DEUDOR	SALDO FINAL ACREEDOR
	5111111000	5111 REMUNERACIONES AL PERSONAL DE CARÁCTE DIETAS	0.00	0.00	347,452,062.86	64,039,304.09	283,412,758.77	0.00
	5111111000	SUELDOS	0.00	0.00	1,588,740.48	1,588,740.48	0.00	0.00
	5111311000	SUELDOS BASE AL PERSONAL SINDICALIZADO	0.00	0.00	128,934,653.28	25,273,720.95	103,660,932.33	0.00
	5111321000	SUELDOS BASE AL PERSONAL DE CONFIANZA	0.00	0.00	18,336,718.83	13,665,316.18	4,671,402.65	0.00
	5111321000	SUELDOS BASE AL PERSONAL DE CARÁCTE HONORARIOS ASIMILABLES A SALARIOS	0.00	0.00	100,663,552.57	19,736,498.04	80,927,054.53	0.00
	5112111000	HONORARIOS ASIMILABLES A SALARIOS	0.00	0.00	51,473,881.73	11,243,998.54	40,229,883.19	0.00
	5112211000	SUELDOS BASE AL PERSONAL DE CONTRATO	0.00	0.00	27,153,559.12	4,698,291.45	22,455,267.67	0.00
	5112231000	SUELDOS A PERSONAL SUPLENTE	0.00	0.00	22,036,101.72	3,794,208.05	18,241,893.67	0.00
	5113111000	5113 REMUNERACIONES ADICIONALES Y ESPECIAL	0.00	0.00	482,184,203.12	74,993,970.60	407,190,232.52	0.00
	5113121000	QUINQUENIOS PERSONAL SINDICALIZADO	0.00	0.00	2,951,285.43	2,951,285.43	0.00	0.00
	5113131000	QUINQUENIOS PERSONAL DE CONFIANZA	0.00	0.00	18,719,988.57	11,571,152.56	7,148,836.01	0.00
	5113211000	PRIMA VACACIONAL	0.00	0.00	14,404,943.82	3,247,231.26	11,157,712.56	0.00
	5113221000	GRATIFICACION DE FIN DE AÑO	0.00	0.00	64,120,135.86	460,000.00	63,660,135.86	0.00
	5113311000	REMUNERACIONES POR HORAS EXTRAORDINARIAS	0.00	0.00	69,726,668.80	8,975,864.20	60,750,804.60	0.00
	5113411000	REMUNERACIONES AL DESEMPEÑO LABORAL	0.00	0.00	188,050,688.17	33,331,693.48	154,718,994.69	0.00
	5113421000	COMPENSACIONES ADICIONALES POR SERVICIOS ESPE	0.00	0.00	112,560,639.84	23,113,637.84	89,447,002.00	0.00
	5113711000	HONORARIOS ESPECIALES	0.00	0.00	554,944.16	100,275.58	454,668.58	0.00
	5114111000	5114 SEGURIDAD SOCIAL	0.00	0.00	102,098,441.28	14,808,777.23	87,289,664.05	0.00
	5114211000	5114 SEGURIDAD SOCIAL	0.00	0.00	8,182,588.00	1,182,588.00	7,000,000.00	0.00
	5114311000	5114 SEGURIDAD SOCIAL	0.00	0.00	21,377,889.87	3,198,763.87	18,179,126.00	0.00
	5114321000	5114 SEGURIDAD SOCIAL	0.00	0.00	11,248,284.15	1,490,737.13	9,757,547.02	0.00
	5114411000	5114 SEGURIDAD SOCIAL	0.00	0.00	648,248.20	648,248.20	0.00	0.00
	5115111000	5115 OTRAS PRESTACIONES SOCIALES Y ECONÓMI	0.00	0.00	211,924,899.99	43,104,030.65	168,820,869.34	0.00
	5115311000	LIQUIDACIONES AL FONDO DE PENSIONES	0.00	0.00	34,835,250.56	20,384,447.79	14,450,802.77	0.00
	5115411000	PRESTACIONES CONTRACTUALES	0.00	0.00	16,693,124.64	14,344,805.59	2,348,319.05	0.00
	5115511000	5115 OTRAS PRESTACIONES	0.00	0.00	158,162,195.44	30,302,273.81	127,859,921.63	0.00
	5117111000	5117 MATERIALES Y SUMINISTROS A SERVIDORES PÚBLIC	0.00	0.00	2,243,060.35	78,990.00	2,164,070.35	0.00
	5117111000	ESTIMULOS POR PRODUCTIVIDAD	0.00	0.00	6,000.00	6,000.00	0.00	0.00
	5121111000	5121 MATERIALES DE ADMINISTRACIÓN, EMISIÓN	0.00	0.00	103,855,292.62	1,637,423.41	102,217,869.21	0.00
	5121211000	MATERIALES PARA OFICINA	0.00	0.00	15,226,724.10	350,227.71	14,876,496.39	0.00
	5121411000	MATERIALES ÚTILES Y EQUIPAMIENTO DE REPRODUCCI	0.00	0.00	3,121,620.07	81,648.06	3,039,972.01	0.00
	5121511000	MATERIAL IMPRESO E INFORMACIÓN DIGITAL	0.00	0.00	1,897,098.41	0.00	1,897,098.41	0.00
	5121711000	MATERIALES Y ÚTILES DE ENSEÑANZA	0.00	0.00	3,341,740.69	184,445.95	3,157,294.74	0.00
	5121811000	MATERIALES PARA EL REGISTRO DE IDENTIFICACIO	0.00	0.00	1,646,058.98	29,368.50	1,616,690.48	0.00
	5122111000	5122 ALIMENTOS Y UTENSILIOS PARA PERSONAS	0.00	0.00	2,495,400.00	193,283.16	2,302,116.84	0.00
	5122211000	PRODUCTOS ALIMENTICIOS PARA ANIMALES	0.00	0.00	3,083,186.57	348,715.63	2,734,470.94	0.00
	5122311000	UTENSILIOS PARA EL SERVICIO DE ALIMENTACION	0.00	0.00	2,994,528.93	345,997.63	2,648,531.30	0.00
	5124111000	5124 MATERIALES Y ARTICULOS DE CONSTRUCCIO	0.00	0.00	73,432.64	73,432.64	0.00	0.00
	5124211000	PROD MINERALES NO METALICOS	0.00	0.00	10,320,232.49	2,726.00	10,016,188.27	0.00
	5124311000	CEMENTO Y PROD DE CONCRETO Y MATERIAL ASFALT	0.00	0.00	1,388,215.81	3,444.60	1,384,771.21	0.00
	5124411000	CAL, YESO PRODUCTOS DE YESO	0.00	0.00	4,185,304.88	2,703.80	4,182,601.08	0.00
	5124511000	VIDRIO, PARED DE VIDRIO	0.00	0.00	119,924.33	29,163.90	89,438.18	0.00
	5124611000	VIDRIO, PARED DE VIDRIO	0.00	0.00	119,924.33	29,163.90	89,438.18	0.00
	5124711000	MATERIAL ELÉCTRICO Y ELECTRÓNICO	0.00	0.00	3,076,689.74	161,471.34	2,915,218.40	0.00
	5124811000	ARTICULOS METALICOS PARA LA CONSTRUCCION	0.00	0.00	157,268.30	11,723.39	145,544.91	0.00
	5124911000	MATERIALES COMPLEMENTARIOS	0.00	0.00	48,750.33	8,491.80	40,258.53	0.00
	5124911000	OTROS MATERIALES Y ARTICULOS DE CONSTRUCCION	0.00	0.00	1,336,938.09	85,321.36	1,251,616.73	0.00



MUNICIPIO DE OAXACA DE JUÁREZ DISTRITO CENTRO, OAX.
BALANZA DE COMPROBACIÓN ÚLTIMO NIVEL
AL 31 DE DICIEMBRE DEL 2018
(EN PESOS)



DICIEMBRE CERRADO.	CUENTA	CONCEPTO	SALDO INICIAL DEUDOR	SALDO INICIAL ACREEDOR	CARGOS	ABONOS	SALDO FINAL DEUDOR	SALDO FINAL ACREEDOR
	5125311000	5125 PRODUCTOS QUÍMICOS, FARMACÉUTICOS Y D	0.00	0.00	527,710.69	45,468.11	482,241.58	0.00
	5125411000	MEDICAMENT, Y PROD FARMACÉUTICOS D USO VETERI	0.00	0.00	123,379.54	0.00	123,379.54	0.00
	5125511000	MATS,ACCESYS Y SUMINISTROS MEDICOS D USO VETERI	0.00	0.00	115,287.17	0.00	115,287.17	0.00
	5125611000	SUMINISTROS MEDICOS D USO VETERI	0.00	0.00	16,714.78	0.00	16,714.78	0.00
	5125711000	FIBRAS SINTETICAS, HULES, PLASTICOS Y DERIVAD	0.00	0.00	14,547.63	0.00	14,547.63	0.00
	5125811000	OTROS PROD.QUIMICOS	0.00	0.00	459.92	0.00	459.92	0.00
	5126111000	5126 COMBUSTIBLES, LUBRICANTES Y ADITIVOS	0.00	0.00	32,221.27	0.00	32,221.27	0.00
	5126211000	COMBUSTIBLES, LUBRICANTES Y ADITIVOS	0.00	0.00	46,636.083.57	505,675.85	46,030,407.72	0.00
	5126311000	VESTUARIO Y UNIFORMES	0.00	0.00	46,536.083.57	505,675.85	46,030,407.72	0.00
	5126411000	PRENDAS DE SEGURIDAD Y PROTECCION PERSONAL	0.00	0.00	21,999.687.47	11,823.66	21,987,763.81	0.00
	5126511000	PRENDAS DE SEGURIDAD Y PROTECCION PERSONAL	0.00	0.00	8,279.028.74	0.00	8,279,028.74	0.00
	5126611000	PRENDAS DE SEGURIDAD Y PROTECCION PERSONAL	0.00	0.00	13,351.967.84	6,104.96	13,345,862.88	0.00
	5126711000	PRENDAS DE SEGURIDAD Y PROTECCION PERSONAL	0.00	0.00	33,976.36	0.00	33,976.36	0.00
	5126811000	PRENDAS DE SEGURIDAD Y PROTECCION PERSONAL	0.00	0.00	4,510.71	0.00	4,510.71	0.00
	5126911000	PRENDAS DE SEGURIDAD Y PROTECCION PERSONAL	0.00	0.00	1,300.00	0.00	1,300.00	0.00
	5127011000	PRENDAS DE SEGURIDAD Y PROTECCION PERSONAL	0.00	0.00	203,491.37	1,472.50	202,018.87	0.00
	5127111000	PRENDAS DE SEGURIDAD Y PROTECCION PERSONAL	0.00	0.00	1,280.00	0.00	1,280.00	0.00
	5127211000	PRENDAS DE SEGURIDAD Y PROTECCION PERSONAL	0.00	0.00	202,211.37	382.50	201,828.87	0.00
	5127311000	PRENDAS DE SEGURIDAD Y PROTECCION PERSONAL	0.00	0.00	5,958,176.36	69,876.73	5,888,299.63	0.00
	5127411000	PRENDAS DE SEGURIDAD Y PROTECCION PERSONAL	0.00	0.00	782,217.09	11,078.09	771,139.00	0.00
	5127511000	PRENDAS DE SEGURIDAD Y PROTECCION PERSONAL	0.00	0.00	33,204.06	2,416.67	30,787.39	0.00
	5127611000	PRENDAS DE SEGURIDAD Y PROTECCION PERSONAL	0.00	0.00	17,365.87	0.00	17,365.87	0.00
	5127711000	PRENDAS DE SEGURIDAD Y PROTECCION PERSONAL	0.00	0.00	120,662.40	17,365.87	103,296.53	0.00
	5127811000	PRENDAS DE SEGURIDAD Y PROTECCION PERSONAL	0.00	0.00	4,128,941.31	23,951.94	4,104,989.37	0.00
	5127911000	PRENDAS DE SEGURIDAD Y PROTECCION PERSONAL	0.00	0.00	826,433.27	11,857.59	814,575.68	0.00
	5128011000	PRENDAS DE SEGURIDAD Y PROTECCION PERSONAL	0.00	0.00	21,820.27	34.00	21,786.27	0.00
	5128111000	PRENDAS DE SEGURIDAD Y PROTECCION PERSONAL	0.00	0.00	213,310,648.48	23,361,540.21	189,949,108.27	0.00
	5128211000	PRENDAS DE SEGURIDAD Y PROTECCION PERSONAL	0.00	0.00	49,298,783.01	109,575.60	49,189,207.41	0.00
	5128311000	PRENDAS DE SEGURIDAD Y PROTECCION PERSONAL	0.00	0.00	4,691,992.43	68,634.00	4,623,358.43	0.00
	5128411000	PRENDAS DE SEGURIDAD Y PROTECCION PERSONAL	0.00	0.00	41,524,877.15	0.00	41,524,877.15	0.00
	5128511000	PRENDAS DE SEGURIDAD Y PROTECCION PERSONAL	0.00	0.00	29,000.00	6,970.65	22,029.35	0.00
	5128611000	PRENDAS DE SEGURIDAD Y PROTECCION PERSONAL	0.00	0.00	625,388.22	14,880.00	610,508.22	0.00
	5128711000	PRENDAS DE SEGURIDAD Y PROTECCION PERSONAL	0.00	0.00	1,289,944.07	2,212.80	1,287,731.27	0.00
	5128811000	PRENDAS DE SEGURIDAD Y PROTECCION PERSONAL	0.00	0.00	5,868.00	150.00	5,718.00	0.00
	5128911000	PRENDAS DE SEGURIDAD Y PROTECCION PERSONAL	0.00	0.00	848,494.93	7,428.80	841,066.13	0.00
	5129011000	PRENDAS DE SEGURIDAD Y PROTECCION PERSONAL	0.00	0.00	33,064.03	9,299.35	23,764.68	0.00
	5129111000	PRENDAS DE SEGURIDAD Y PROTECCION PERSONAL	0.00	0.00	22,388,003.56	22,256.25	22,365,747.30	0.00
	5129211000	PRENDAS DE SEGURIDAD Y PROTECCION PERSONAL	0.00	0.00	3,253,130.84	0.00	3,253,130.84	0.00
	5129311000	PRENDAS DE SEGURIDAD Y PROTECCION PERSONAL	0.00	0.00	14,926,931.25	1,643.40	14,925,287.85	0.00
	5129411000	PRENDAS DE SEGURIDAD Y PROTECCION PERSONAL	0.00	0.00	106,676.00	1,500.00	105,176.00	0.00
	5129511000	PRENDAS DE SEGURIDAD Y PROTECCION PERSONAL	0.00	0.00	367,411.60	2,191.60	365,220.00	0.00
	5129611000	PRENDAS DE SEGURIDAD Y PROTECCION PERSONAL	0.00	0.00	1,826,738.29	0.00	1,826,738.29	0.00
	5129711000	PRENDAS DE SEGURIDAD Y PROTECCION PERSONAL	0.00	0.00	1,863,675.38	15,854.01	1,847,821.37	0.00
	5129811000	PRENDAS DE SEGURIDAD Y PROTECCION PERSONAL	0.00	0.00	27,838,783.50	340,849.53	27,497,934.07	0.00
	5129911000	PRENDAS DE SEGURIDAD Y PROTECCION PERSONAL	0.00	0.00	1,119,090.54	234,170.00	884,920.54	0.00
	5130011000	PRENDAS DE SEGURIDAD Y PROTECCION PERSONAL	0.00	0.00	3,265,612.07	0.00	3,265,612.07	0.00
	5130111000	PRENDAS DE SEGURIDAD Y PROTECCION PERSONAL	0.00	0.00	9,337,933.29	1,044.00	9,336,889.29	0.00
	5130211000	PRENDAS DE SEGURIDAD Y PROTECCION PERSONAL	0.00	0.00	4,104,199.85	0.00	4,104,199.85	0.00
	5130311000	PRENDAS DE SEGURIDAD Y PROTECCION PERSONAL	0.00	0.00	6,750,000.00	0.00	6,750,000.00	0.00
	5130411000	PRENDAS DE SEGURIDAD Y PROTECCION PERSONAL	0.00	0.00	6,250,962.88	0.00	6,250,962.88	0.00
	5130511000	PRENDAS DE SEGURIDAD Y PROTECCION PERSONAL	0.00	0.00	14,429,240.13	456,286.34	13,972,953.79	0.00
	5130611000	PRENDAS DE SEGURIDAD Y PROTECCION PERSONAL	0.00	0.00	2,441,170.67	245,831.49	2,195,339.18	0.00
	5130711000	PRENDAS DE SEGURIDAD Y PROTECCION PERSONAL	0.00	0.00	6,740,567.14	0.00	6,740,567.14	0.00



MUNICIPIO DE OAXACA DE JUÁREZ DISTRITO CENTRO, OAX.
BALANZA DE COMPROBACIÓN ÚLTIMO NIVEL
AL 31 DE DICIEMBRE DEL 2018
(EN PESOS)



CUENTA	CONCEPTO	SALDO INICIAL DEUDOR	SALDO INICIAL ACREEDOR	CARGOS	ABONOS	SALDO FINAL DEUDOR	SALDO FINAL ACREEDOR
5134411000	COMISIONES Y SITUACIONES BANCARIAS	0.00	0.00	160,156.46	160,156.46	0.00	0.00
5134511000	SEGURO DE BIENES PATRIMONIALES	0.00	0.00	4,362,578.84	4,362,578.84	4,312,280.45	0.00
5134711000	FLETES Y MANIOBRAS	0.00	0.00	724,767.02	724,767.02	724,767.02	0.00
513511000	5135 SERVICIOS DE INSTALACIÓN, REPARACIÓN, CONSERVACIÓN Y MANTENIMIENTO DE EDIFICIOS	0.00	0.00	22,811,444.13	283,257.84	22,228,186.29	0.00
5135211000	INSTALACION REPARACION Y MANTENIMIENTO DE EQUIPO	0.00	0.00	8,392,764.79	128,691.44	8,264,073.35	0.00
5135311000	INSTALACION MANTENIMIENTO DE EQUIPO DE COPIADO	0.00	0.00	32,352.00	46,331.37	14,979.37	0.00
5135511000	REPARACION Y MANTENIMIENTO DE EQUIPO DE TRANSPORTE	0.00	0.00	11,469,782.37	32,623.00	11,860,163.37	0.00
5135711000	INST. MANTENIMIENTO Y REPARACION DE MAQUINARIA Y OTROS EQUI	0.00	0.00	1,460,482.40	8,356.60	1,468,839.00	0.00
5135811000	SERVICIOS DE LIMPIEZA Y MANEJO DE DESECHOS	0.00	0.00	191,418.80	335.40	191,083.40	0.00
5135911000	SERVICIOS DE JARDINERIA Y FUMIGACION	0.00	0.00	262,320.00	0.00	262,320.00	0.00
513611000	5136 SERVICIOS DE COMUNICACION SOCIAL Y PU	0.00	0.00	13,304,383.48	304,440.00	12,999,943.48	0.00
5136211000	DIFUSION POR RADIO, TELEVISION Y OTROS MEDIOS DE MENS	0.00	0.00	11,318,286.56	154,600.00	11,163,686.56	0.00
5136411000	SERVICIOS DE REVELADO E IMPRESION DE FOTOGRAFIA	0.00	0.00	699,100.00	74,000.00	773,100.00	0.00
5136911000	OTROS SERVICIOS DE INFORMACION	0.00	0.00	1,090,793.32	0.00	1,090,793.32	0.00
5137111000	5137 SERVICIOS DE TRASLADO Y VIATICOS	0.00	0.00	2,551,926.51	261,460.56	2,290,465.95	0.00
5137211000	PASAJES AEREOS NACIONALES	0.00	0.00	865,236.95	26,172.72	839,064.23	0.00
5137511000	PASAJES TERRESTRES	0.00	0.00	412,661.00	93,645.00	319,016.00	0.00
5137611000	VIATICOS EN EL EXTRANJERO	0.00	0.00	460,230.10	47,823.86	412,406.24	0.00
5138111000	138 SERVICIOS ORIGINALES	0.00	0.00	693,789.48	93,818.98	599,970.50	0.00
5138211000	GASTOS DE ORDEN SOCIAL Y CULTURAL	0.00	0.00	16,045,869.70	89,891.44	15,955,978.26	0.00
5138311000	CONGRESOS Y CONVENCIONES	0.00	0.00	15,851,263.15	72,755.44	15,778,507.71	0.00
5138511000	GASTOS DE REPRESENTACION	0.00	0.00	380,163.62	17,138.00	363,025.62	0.00
5139211000	5139 OTROS SERVICIOS GENERALES	0.00	0.00	2,636.00	0.00	2,636.00	0.00
5139411000	IMPUESTOS Y DERECHOS	0.00	0.00	44,842,217.30	21,493,422.65	23,348,794.65	0.00
5139511000	SENTENCIAS Y RESOLUCIONES JUDICIALES	0.00	0.00	1,105,003.36	2,657.80	1,102,345.56	0.00
5139611000	PENAS, MULTAS, ACCESORIOS Y ACTUALIZACIONES	0.00	0.00	4,317.00	0.00	4,317.00	0.00
5139811000	OTROS GASTOS POR RESPONSABILIDADES	0.00	0.00	2,331,291.14	8,592.00	2,322,699.14	0.00
5139911000	OTROS GASTOS POR RESPONSABILIDADES QUE SE DERIVAN DE OTROS SERVICIOS GENERALES	0.00	0.00	21,481,947.65	21,481,947.65	0.00	0.00
52	TRANSFERENCIAS, ASIGNACIONES, SUBSIDIOS Y AYUDAS SOCIALES	0.00	0.00	19,526,247.97	252.00	19,481,411.97	0.00
524	AYUDAS SOCIALES A PERSONAS	0.00	0.00	3,093,023.83	3,093,023.83	24,544,758.95	0.00
5241	AYUDAS SOCIALES A ORGANISMOS DESCENTRALIZADOS	0.00	0.00	3,093,023.83	3,093,023.83	24,544,758.95	0.00
5242	BECAS	0.00	0.00	586,275.79	586,275.79	16,948,228.27	0.00
5243	TRANSFERENCIAS A ENTIDADES PARAESTATALES	0.00	0.00	586,275.79	586,275.79	16,948,228.27	0.00
5244	AYUDAS SOCIALES POR DESASTRES NATURALES	0.00	0.00	2,199,108.76	0.00	2,199,108.76	0.00
52441	AYUDAS SOCIALES A INSTITUCIONES DE ENSEÑANZA	0.00	0.00	7,994,174.96	2,596,765.04	2,199,108.76	0.00
524411	AYUDAS SOCIALES A INSTITUCIONES DE ENSEÑANZA	0.00	0.00	5,195,945.89	1,798,462.92	9,936.02	0.00
5244111	AYUDAS SOCIALES A INSTITUCIONES SIN FINES DE	0.00	0.00	1,130,940.85	299,910.00	831,030.85	0.00
52441111	AYUDAS POR DESASTRES NATURALES Y OTROS SINIESTROS	0.00	0.00	800,000.00	17,905.44	13,428.72	0.00
524411111	TRANSFERENCIA A ORGANISMOS INTRINSECALES	0.00	0.00	0.00	400,000.00	400,000.00	0.00
5244111111	54 INTERESES, COMISIONES Y OTROS GASTOS DE LA DEUDA PUBLICA	0.00	0.00	3,051,145.01	0.00	3,051,145.01	0.00
549	OTROS INTERESES DE LA DEUDA PUBLICA	0.00	0.00	2,488,717.93	0.00	2,488,717.93	0.00
5491	INTERESES DE LA DEUDA PUBLICA	0.00	0.00	2,488,717.93	0.00	2,488,717.93	0.00
54911	OTROS INTERESES DE LA DEUDA PUBLICA	0.00	0.00	562,427.08	0.00	562,427.08	0.00
549111	OTROS INTERESES DE LA DEUDA PUBLICA INTERNA	0.00	0.00	562,427.08	0.00	562,427.08	0.00



MUNICIPIO DE OAXACA DE JUÁREZ DISTRITO CENTRO, OAX.
BALANZA DE COMPROBACIÓN ÚLTIMO NIVEL
AL 31 DE DICIEMBRE DEL 2018
(EN PESOS)



CUENTA	CONCEPTO	SALDO INICIAL DEUDOR	SALDO INICIAL ACREEDOR	CARGOS	ABONOS	SALDO FINAL DEUDOR	SALDO FINAL ACREEDOR
55	OTROS GASTOS Y PERDIDAS EXTRAORDINARIAS	0.00	0.00	133,951,988.28	119,251,606.51	14,620,381.77	0.00
551	ESTIMACIONES, DEPRECIACIONES, DETERIORO	0.00	0.00	15,785,376.16	1,162,995.77	14,620,380.39	0.00
5511	DEPRECIACIÓN DE BIENES MUEBLES	0.00	0.00	606,288.18	0.00	606,288.18	0.00
55111	DEPRECIACIÓN DE BIENES MUEBLES FUNDACIONAL	0.00	0.00	0.00	0.00	0.00	0.00
55112	DEPRECIACIÓN DE BIENES MUEBLES	0.00	0.00	14,683,520.85	1,162,995.77	13,520,525.08	0.00
551111000	DEPRECIACION DE BIENES MUEBLES	0.00	0.00	34,317,828.03	34,317,94	344,316.09	0.00
551111000	DEPRECIACION DE MUEBLES DE OFICINA Y ESTANTER	0.00	0.00	91,958.44	4,025.06	87,933.38	0.00
551112000	DEPRECIACION DE MUEBLES EXCEPTO OFICINA Y EST	0.00	0.00	51,378.48	3,816.84	47,561.64	0.00
551113000	DEPRECIACION DE BIENES ARTISTICOS CIENTIFICOS	0.00	0.00	1,031,908.66	82,084.47	949,824.39	0.00
551114000	DEPRECIACION DE EQ DE COMPUTO Y TECNOL. INFORM	0.00	0.00	87,287.01	6,893.17	80,293.84	0.00
551115000	DEPRECIACION DE OTROS MOBYS Y EQS DE ADM	0.00	0.00	31,564.17	2,876.36	28,587.81	0.00
551116000	DEPRECIACION DE EQS, APARATOS AUDIOVISUALES	0.00	0.00	1,031,908.66	82,084.47	949,824.39	0.00
551117000	DEPRECIACION DE CAMARAS FOTOGRAFICAS Y VIDEO	0.00	0.00	459,634.03	35,793.01	423,841.00	0.00
551118000	DEPRECIACION DE OTRO MOB Y EQ EDUCACION	0.00	0.00	42,916.69	3,424.01	39,492.68	0.00
551119000	DEPRECIACION DE INSTRUMENTAL MEDICO Y DE LABO	0.00	0.00	7,792.13	589.40	7,192.73	0.00
5512	DEPRECIACION DE INSTRUMENTAL MEDICO Y DE LABO	0.00	0.00	2,064.39	158.80	1,905.59	0.00
55121	DEPRECIACION DE AUTOMOVILES Y EQ TERRESTRE	0.00	0.00	9,144,612.79	713,333.48	8,431,279.31	0.00
551211000	DEPRECIACION DE OTROS EQUIPOS DE TRANSPORTE	0.00	0.00	1,868,547.51	152,002.15	1,816,545.36	0.00
551211000	DEPRECIACION DE DEFENSA Y SEGURIDAD	0.00	0.00	647,519.03	77,993.74	569,519.29	0.00
551212000	DEPRECIACION DE DEFENSA Y SEGURIDAD	0.00	0.00	41,724.07	2,491.47	37,532.60	0.00
551213000	DEPRECIACION DE MICROMINA Y EQ DE CONSTRUCCIO	0.00	0.00	374,543.87	26,124.60	348,419.27	0.00
551214000	DEPRECIACION DE EQ DE COMUNICACION Y TELECOMU	0.00	0.00	31,818.40	2,431.84	29,386.56	0.00
551215000	DEPRECIACION DE GENER ELECTRICIA APAR ACCE ELE	0.00	0.00	83,901.13	3,483.78	80,417.35	0.00
551216000	DEPRECIACION DE HERRAM Y MAQUINAS-HERRAMIENTA	0.00	0.00	107,176.57	0.00	107,176.57	0.00
551217000	DEPRECIACION DE OTROS EQUIPOS	0.00	0.00	365,185.31	0.00	365,185.31	0.00
551218000	AMORTIZACION DE LICENCIAS INFORMATICAS E INTE	0.00	0.00	163,638.31	0.00	163,638.31	0.00
551219000	AMORTIZACION DE SOFTWARE	0.00	0.00	201,547.00	0.00	201,547.00	0.00
5513	DEPRECIACION DE BIENES POR PERDIDA, OBSOLECEN	0.00	0.00	128,371.82	0.00	128,371.82	0.00
5513000001	DISMINUCION DE BIENES POR PERDIDA, OBSOLECEN	0.00	0.00	128,371.82	0.00	128,371.82	0.00
559	OTROS GASTOS	0.00	0.00	118,128,610.74	118,128,610.74	0.00	0.00
5591	GASTOS DE EJERCICIOS ANTERIORES	0.00	0.00	109,276,002.96	109,276,002.96	0.00	0.00
55911	AMORTIZACION DE LA DEUDA PUBLICA INTERNA	0.00	0.00	8,852,607.78	8,852,607.78	0.00	0.00
559111000	OTROS GASTOS VARIOS	0.00	0.00	2,098,063.16	2,098,063.16	0.00	0.00
5591110000	AMORTIZACION DE LA DEUDA PUBLICA INTERNA	0.00	0.00	6,754,545.00	6,754,545.00	0.00	0.00
55911100000	OTROS GASTOS REDONDEO	0.00	0.00	0.00	0.00	0.00	0.00
56	INVERSION PUBLICA	0.00	0.00	173,085,190.51	141,586,382.13	31,498,808.38	0.00
561	INVERSION PUBLICA NO CAPITALIZABLE	0.00	0.00	173,085,190.51	141,586,382.13	31,498,808.38	0.00
5611	CONSTRUCCION DE BIENES NO CAPITALIZABLE	0.00	0.00	173,085,190.51	141,586,382.13	31,498,808.38	0.00
56111	CONSTRUCCION DE BIENES NO CAPITALIZABLE	0.00	0.00	290,512,330.37	290,512,330.37	52,401.53	0.00
56111010000	7 CUENTAS DE ORDEN CONTABLES	0.00	0.00	8,018,508.08	8,018,508.08	0.00	0.00
75	INVERSION PUBLICA	0.00	0.00	0.00	0.00	0.00	0.00
751	CONTRATOS PARA INVERSION MEDIANTE PROYE	0.00	0.00	3,886,181.52	3,886,181.52	0.00	0.00
7511627120	INST. Y EQUIPAMIENTO EN CONSTRUCCIONES	0.00	0.00	4,132,326.56	4,132,326.56	0.00	0.00
7511629120	TRAB D ACABADOS EN EDIFIC Y OTROS TRAB ESPECI	0.00	0.00	202,493,622.29	202,493,622.29	0.00	0.00
752	INVERSION PUBLICA CONTRATADA MEDIANTE P	0.00	0.00	0.00	0.00	0.00	0.00
7521612120	CONTRATOS PARA INVERSION MEDIANTE PROYE	0.00	0.00	44,195,617.19	44,195,617.19	0.00	0.00
7521613120	CONTRATOS PARA INVERSION MEDIANTE PROYE	0.00	0.00	44,214,640.89	44,214,640.89	0.00	0.00
7521614120	DIV DE TERRENOS Y CONSTRUCCION DE OBRAS	0.00	0.00	195,698,624.70	195,698,624.70	52,401.53	0.00
8	CUENTAS DE ORDEN PRESUPUESTARIAS	0.00	0.00	19,537,469,372.36	19,537,469,372.36	24,233,234,347.16	0.00
81	LEY DE INGRESOS	16,491,418,117.04	16,763,238,074.81	5,085,995,273.07	5,085,995,273.07	8,315,755,693.93	24,504,055,304.93
811	LEY DE INGRESOS ESTIMADA	5,237,900,823.05	5,509,621,778.90	1,321,378,886.40	1,321,378,886.40	8,587,676,497.90	8,587,676,497.90
8111	LEY DE INGRESOS ESTIMADA	2,121,687,289.15	2,121,687,289.15	0.00	0.00	3,427,415,866.12	0.00



MUNICIPIO DE OAXACA DE JUÁREZ DISTRITO CENTRO, OAX.
BALANZA DE COMPROBACIÓN ÚLTIMO NIVEL
AL 31 DE DICIEMBRE DEL 2018

(EN PESOS)

Table with columns: CUENTA, CONCEPTO, SALDO INICIAL DEUDOR, SALDO INICIAL ACREEDOR, CARGOS, ABONOS, SALDO FINAL DEUDOR, SALDO FINAL ACREEDOR. Rows include items like LEY DE INGRESOS ESTIMADA, LEY DE INGRESOS POR EJECUTAR, etc.

Stamp: HONORABLE AYUNTAMIENTO OAXACA DE JUÁREZ. Includes signature of C. REBECA MORALES TESORERÍA MUNICIPAL.

Stamp: HONORABLE AYUNTAMIENTO OAXACA DE JUÁREZ. Includes signature of C. TANIA CABALLERO NAVARRO REGIDORA DE HACIENDA MUNICIPAL.

Stamp: HONORABLE AYUNTAMIENTO OAXACA DE JUÁREZ. Includes signature of C. JORGE CASTRO CAMBOSIN - 2021 SÍNDICO SEGUNDO MUNICIPAL.

Stamp: HONORABLE AYUNTAMIENTO OAXACA DE JUÁREZ. Includes signature of C. INDIRA ZÚRITARRA DE JUÁREZ SÍNDICA PRIMERA MUNICIPAL.

Stamp: HONORABLE AYUNTAMIENTO OAXACA DE JUÁREZ. Includes signature of C. OSWALDO GARCÍA JARQUÍN PRESIDENTE MUNICIPAL.

000026